

Features

- Current rating up to 5 A
- Inductance range: 0.60 to 6.0 μ H
- Frequency range to 1200 MHz
- RoHS compliant*

Applications

- EMI suppression

SRF0504 Series - Line Filter

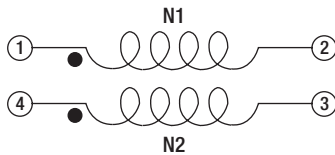
Electrical Specifications @ 25 °C

Part Number	L (μ H) ** (Ref.)	Impedance*** Z (Ω) @ 100 MHz	DCR (m Ω) max. (each winding)	Rated Current (mA)
SRF0504-191Y	0.60	190 \pm 35 %	20	5000
SRF0504-351Y	1.1	350 \pm 35 %	40	2000
SRF0504-102Y	2.7	1000 \pm 35 %	60	1500
SRF0504-152Y	3.6	1500 \pm 35 %	100	1000
SRF0504-302Y	6.0	3000 \pm 50 %	200	500
SRF0504-402Y	2.8	4000 \pm 50 %	300	200

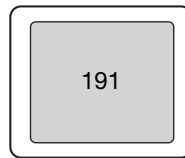
** Test condition: 100 KHz, 0.1 V

*** At 20 °C.

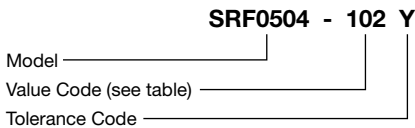
Schematic



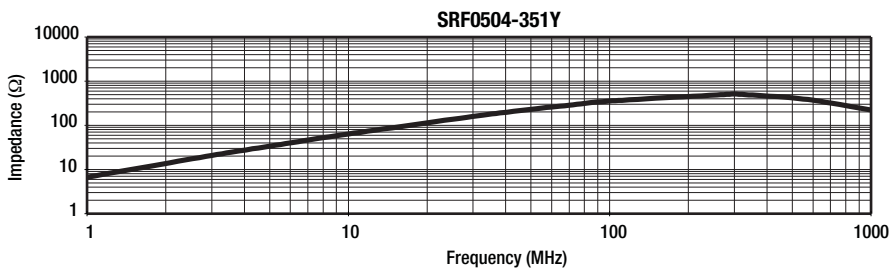
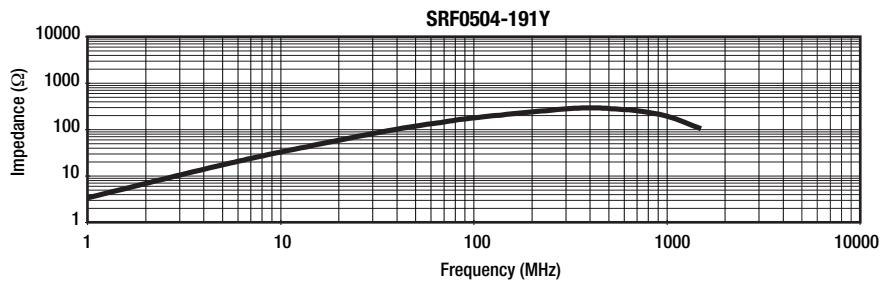
Typical Part Marking



How to Order



Impedance Graphs (Continued on page 2)



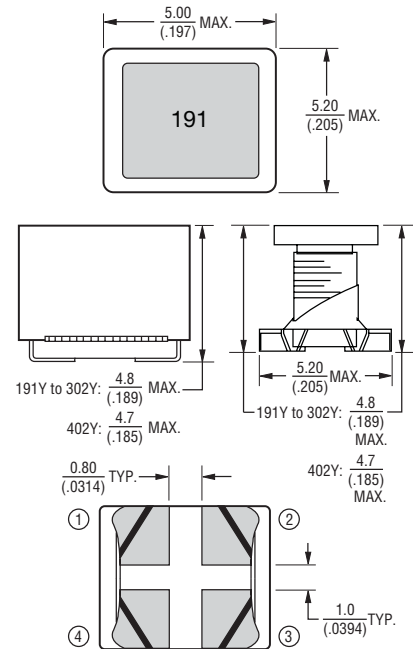
General Specifications

Rated Voltage50 Vdc
 Dielectric Withstanding Voltage..125 Vdc
 Temperature Rise..20 °C at rated current
 Operating Temperature
-40 °C to +125 °C
 (Temperature rise included)
 Storage Temperature ..-40 °C to +125 °C
 Solderability.....250 °C for 5 sec.
 (JEDEC J-STD-020D)

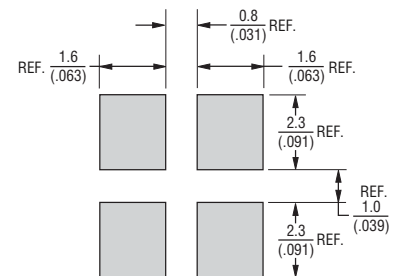
Materials

Core MaterialFerrite
 Wire Enameled copper
 Terminal coatingSn
 Packaging..... 1000 pcs. per 13-inch reel

Product Dimensions



Recommended Layout



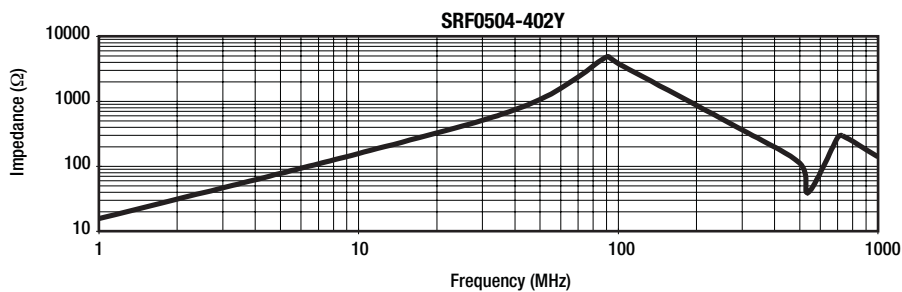
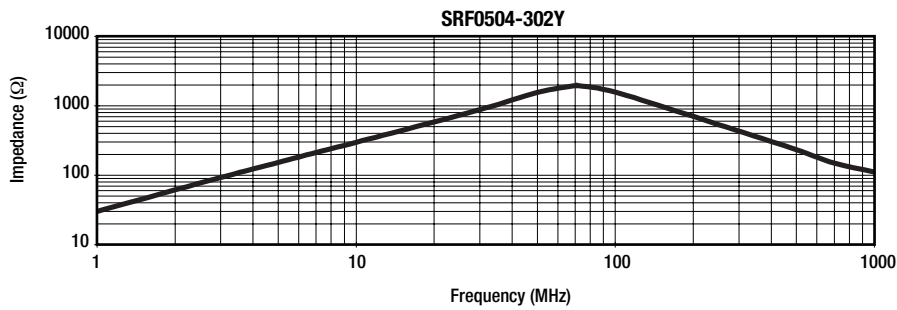
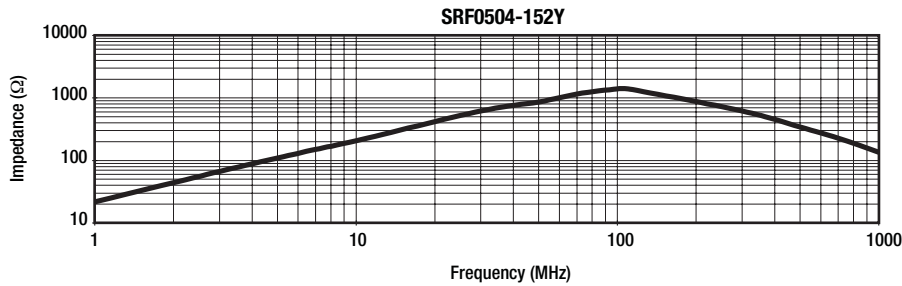
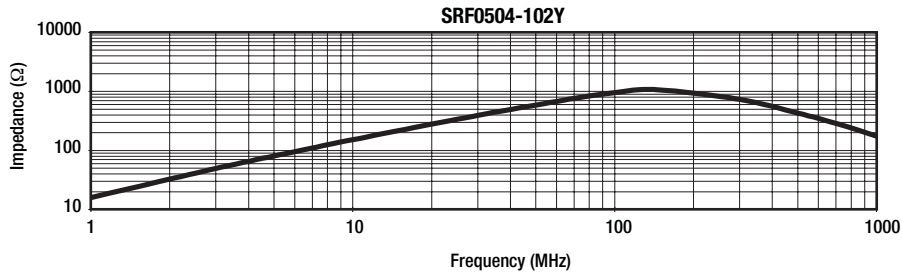
DIMENSIONS: $\frac{\text{MM}}{\text{(INCHES)}}$

*RoHS Directive 2002/95/EC Jan 27 2003 including Annex.
 Specifications are subject to change without notice.
 Customers should verify actual device performance in their specific applications.

SRF0504 Series - Line Filter

BOURNS®

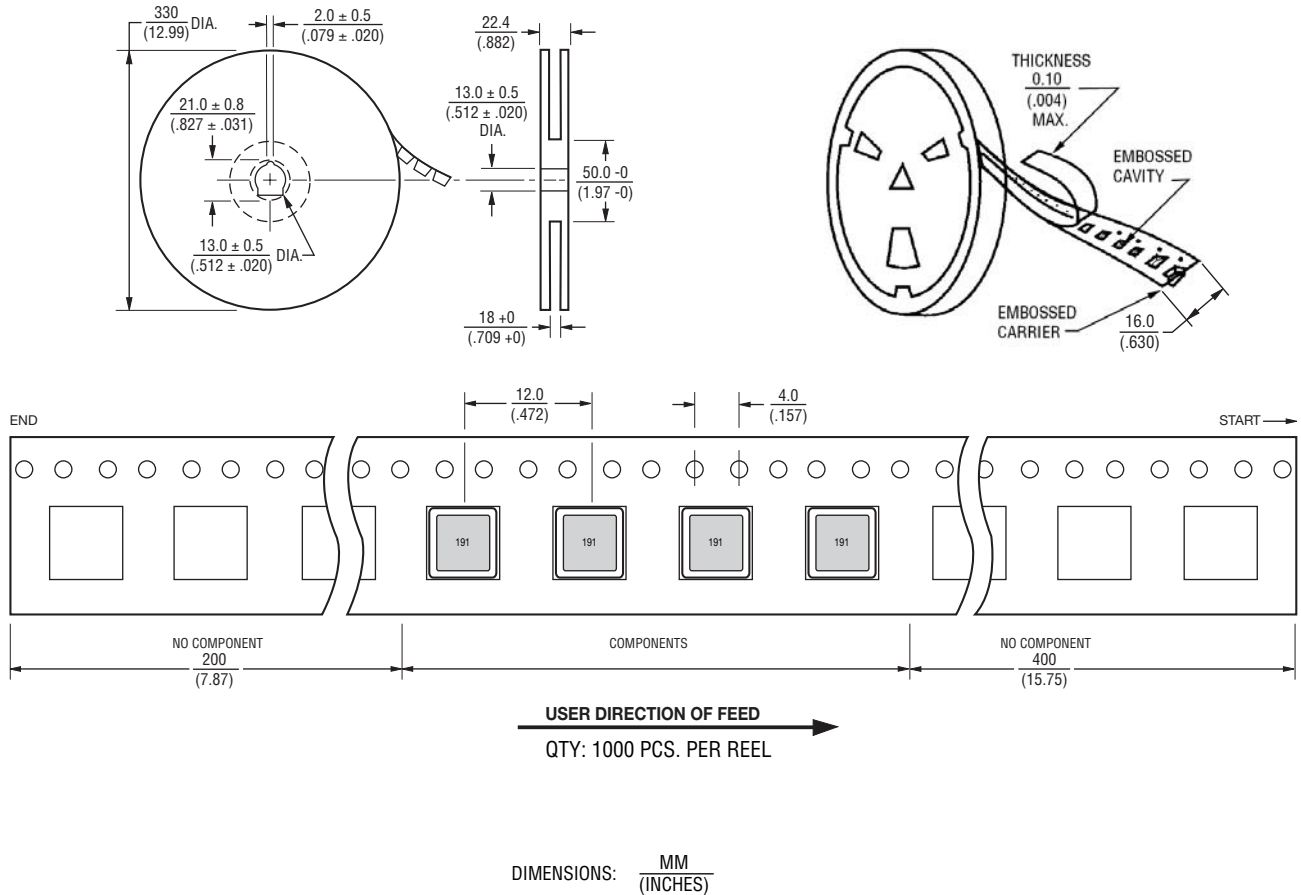
Impedance Graphs (Continued)



SRF0504 Series - Line Filter

BOURNS®

Packaging Specifications



BOURNS®

Asia-Pacific: Tel: +886-2 2562-4117 • Fax: +886-2 2562-4116

Europe: Tel: +41-41 768 5555 • Fax: +41-41 768 5510

The Americas: Tel: +1-951 781-5500 • Fax: +1-951 781-5700

www.bourns.com

REV. 11/10

Specifications are subject to change without notice.
Customers should verify actual device performance in their specific applications.