

9mm Size Insulated Shaft Snap-in Type RK09K/RK09D Series

- [Photo](#) |
 [Dimensions](#) |
 [Mounting Hole Dimensions](#) |
 [Terminal Layout / Circuit Diagram](#) |
 [Packing Specifications](#) |
 [Soldering Conditions](#) |

PRINT

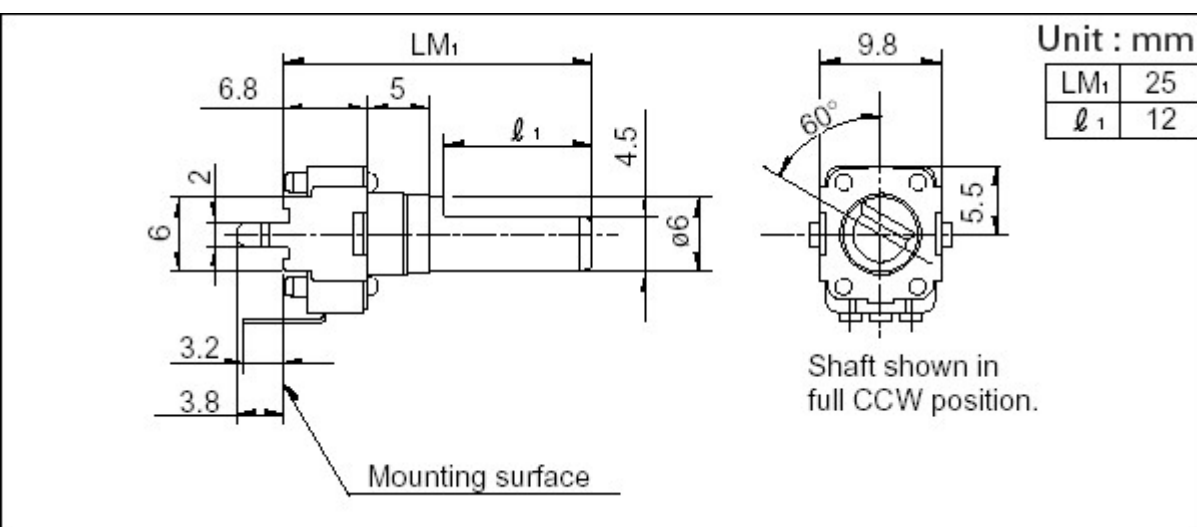
Part number	RK09D1130C3C	
Number of resistor elements	Single-unit (20V DC)	
Mounting direction (Mounting height)	Vertical type	
Collar (Sleeve type)	With	
Shaft types	Flat	
Length of the shaft LM1	25mm	
Center detent	With	
Total resistance	10kΩ	
Resistance taper	1B	
Operating temperature range	-10 to +70	
Electrical Performance	Total resistance tolerance	±20%
	Rated power	0.05W
	Maximum operating voltage	50V AC, 20V DC
	Insulation resistance	100MΩ min. 250V DC
	Voltage proof	250V AC for 1 minute
Mechanical Performance	Total rotational angle	300°±5°
	Rotational torque	1 to 8mN·m
	Stopper strength	0.3N·m
	Push-pull strength	50N max.
	Vibration	10 to 55 to 10Hz/min., the amplitude is 1.5mm for all the frequencies, in the 3 direction of X, Y and Z and for 2 hours respectively
Durability	Operating life	5,000 cycles
Minimum order unit (pcs.)	Japan	1,000
	Export	2,000



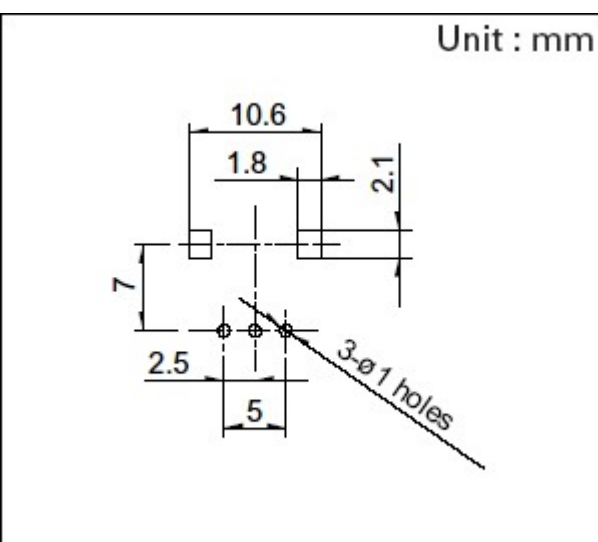
Photo



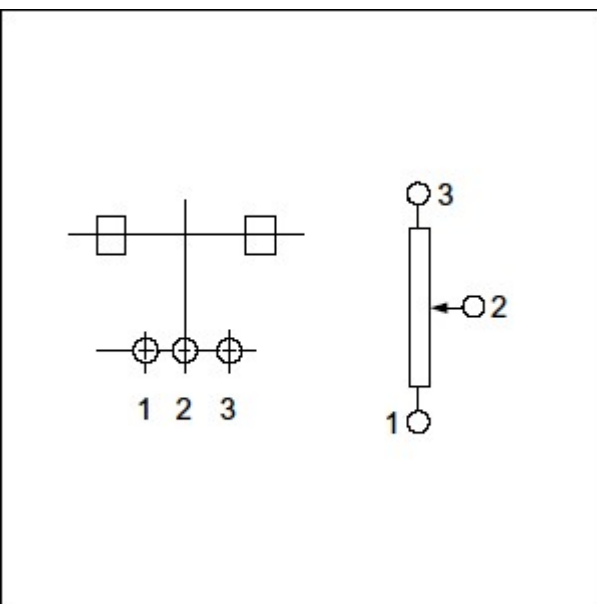
Dimensions



Mounting Hole Dimensions



Terminal Layout / Circuit Diagram



Packing Specifications

Bulk

Number of packages (pcs.)	1 case / Japan	1,000
	1 case / export packing	2,000
Export package measurements (mm)	368×530×180	

Soldering Conditions

Reference for Hand Soldering

Tip temperature	350℃ max.
Soldering time	3s max.
No. of solders	1 time

Notes are common to this series/models.

1. This site catalog shows only outline specifications. When using the products, please obtain formal specifications for supply.
2. Please place purchase orders per minimum order unit (integer).
3. Products other than those listed in above products are also available. Please contact us for details.

Inquiries about Products

[Inquiry](#)

