

# 14mm Size Insulated Shaft Snap-in Type RK14K Series

[Photo](#) | 
 [Dimensions](#) | 
 [Mounting Hole Dimensions](#) | 
 [Terminal Layout / Circuit Diagram](#) | 
 [Packing Specifications](#) | 
 [Soldering Conditions](#) |

PRINT

Part number	<b>RK14K1220A0F</b>	
Number of resistor elements	Dual-unit (Not applicable to DC)	
Mounting direction	Horizontal type	
Bushing	With	
Shaft types	Flat	
Length of the shaft LM1	22.5mm	
Center detent	Without	
Total resistance	10kΩ	
Resistance taper	15A	
Operating temperature range	-10 to +70	
Electrical Performance	Total resistance tolerance	±20%
	Rated power	0.05W
	Maximum operating voltage	50V AC for AC only
	Gang error	Within 2dB at center
	Insulation resistance	100MΩ min. 250V DC
	Voltage proof	300V AC for 1 minute
Mechanical Performance	Total rotational angle	300°±5°
	Rotational torque	3 to 20mN·m
	Stopper strength	0.6N·m
	Push-pull strength	80N max.
	Vibration	10 to 55 to 10Hz/min., the amplitude is 1.5mm for all the frequencies, in the 3 direction of X, Y and Z and for 2 hours respectively
Durability	Operating life	15,000 cycles
Minimum order unit	Japan	1,000

3D CAD (STEP)



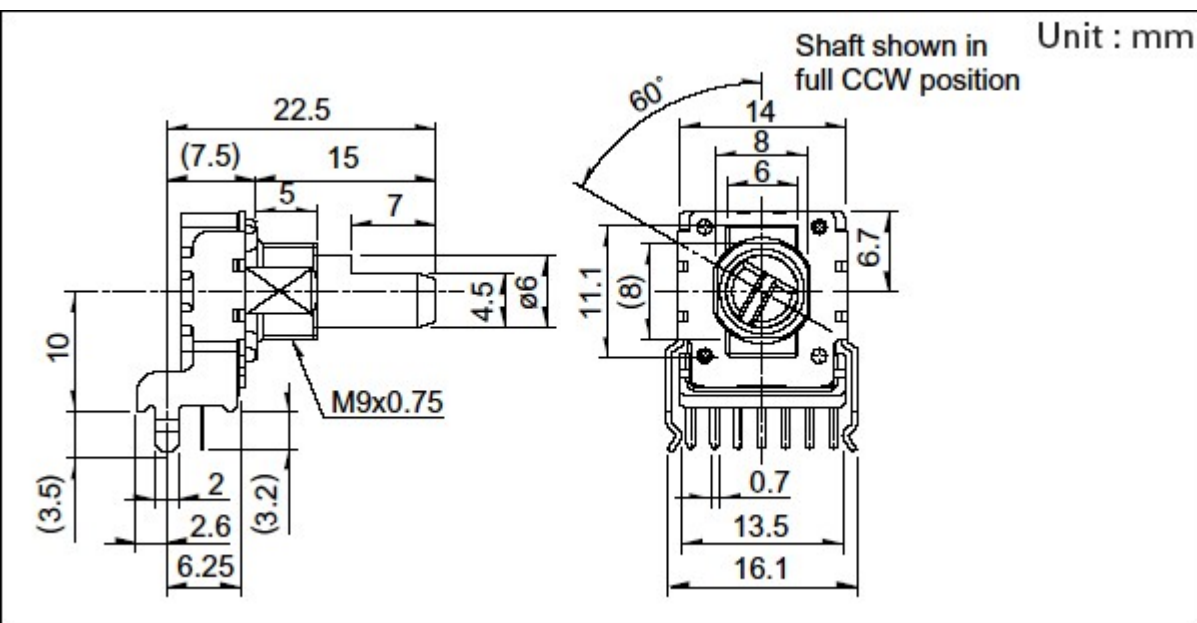
Certificate of Compliance to RoHS regulations



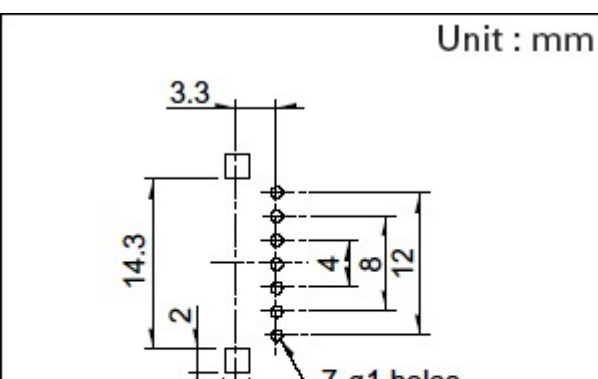
### Photo



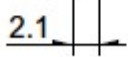
### Dimensions



### Mounting Hole Dimensions

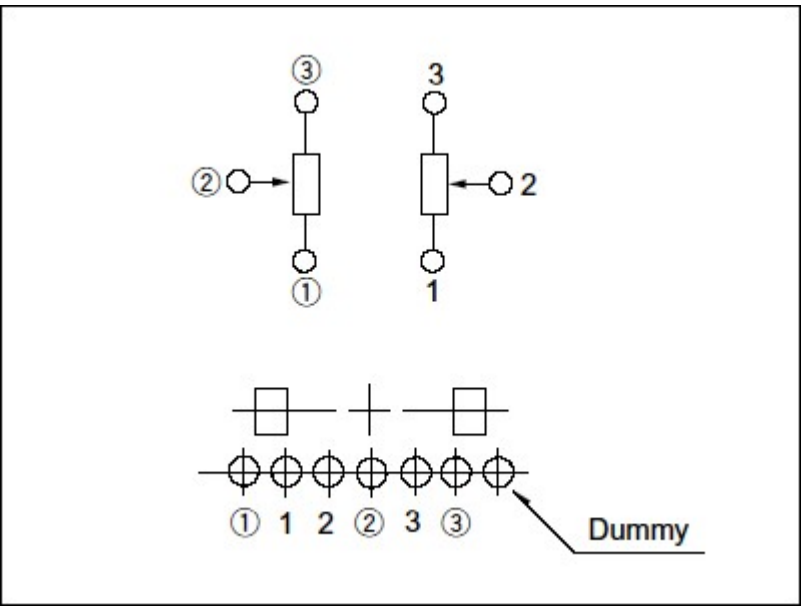


2.1  
7-Ø1 holes



Viewed from mounting side.

### Terminal Layout / Circuit Diagram



### Packing Specifications

#### Tray

Number of packages (pcs.)	1 case / Japan	1,000
	1 case / export packing	2,000
Export package measurements (mm)	374×532×240	

### Soldering Conditions

#### Reference for Hand Soldering

Tip temperature	350℃ max.
Soldering time	3s max.
No. of solders	1 time

Notes are common to this series/models.

1. This site catalog shows only outline specifications. When using the products, please obtain formal specifications for supply.
2. Please place purchase orders per minimum order unit (integer).
3. Products other than those listed in above products are also available. Please contact us for details.
4. Nut and washer are not attached. Please specify if required.

### Inquiries about Products

