

AUDIO COUPLING MINIATURE ENCAPSULATED TRANSFORMER DESIGNED TO OPERATE 40mW MAX IN SECONDARY AND REFLECT A PRIMARY SOURCE IMPEDANCE OF APPROXIMATELY 10KΩ WITH 1.2KΩ SPLIT LOAD ON SECONDARY.

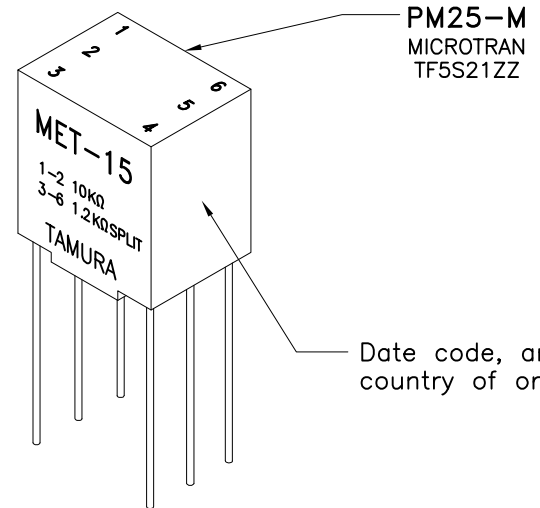
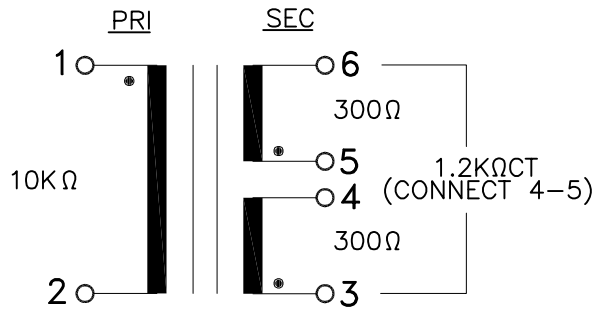


A. Electrical Specifications (@ 20° C)

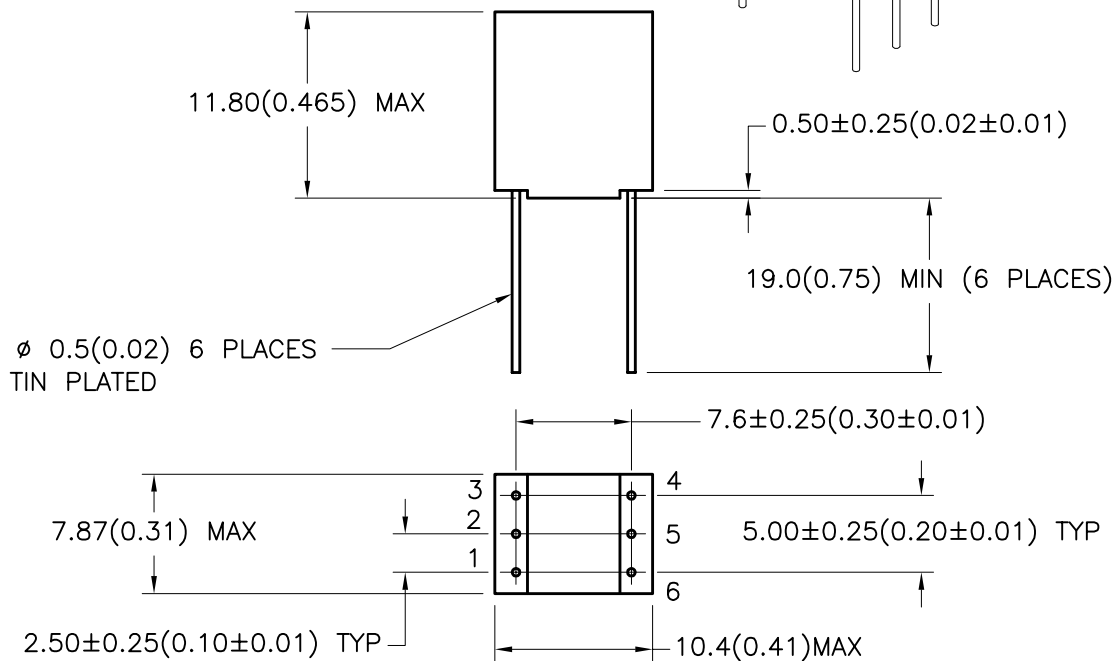
1. Pri Source Impedance; 10KΩ
2. Sec Load Impedance; 1.2KΩ SPLIT
3. Pri DC Current; 0.5mA MAX
4. Operating Level; 40mW MAX @ 300Hz
5. Frequency Response (relative to 1KHz); ±2.0dB, @ 300Hz to 100KHz
6. Longitudinal Balance; 60dB MIN @ 1KHz
7. DC Resistance;
 - (1-2) 1000Ω ±20%
 - (3-6) 220Ω ±20%
8. Turns Ratio; (1-2) : (3-4) : (5-6) = 5.77 : 1.0 : 1.0 ±2%
9. Dielectric Strength; 60Hz 500Vrms 0.5 minute @ Pri - Sec

B. Marking; MET-15, TAMURA, Primary and Secondary Impedance, PM25-M, MICROTRAN, TF5S21ZZ, date code and country of origin

C. Schematic Diagram



D. Mechanical Specifications



TOLERANCES (mm)	
≤ 4	± 0.2
4 ≤ 20	± 0.3
20 ≤ 50	± 0.4

PREPARED BY:

K. BRENNAN

ENGINEER:
M. PITCHAI

DWG CONTROL NO. P-A1-12005
ACAD\MET\A1120051.DWG
REV A

AUDIO COUPLING
MINIATURE ENCAPSULATED TRANSFORMER

MET-15
MODEL SPECIFICATION

QUALITY CONTROL:
T. CLEM

CONTENTS OF THIS DRAWING ARE SUBJECT TO CHANGE WITHOUT PRIOR NOTICE

TAMURA CORPORATION OF AMERICA
43352 BUSINESS PARK DRIVE, TEMECULA, CA. 92590-6624
(951) 699-1270 FAX 9516769482

DIM: mm(In) SCL: 2/1 SH: 1 OF 1

APPROVED:

PROPRIETARY NOTICE: THIS DRAWING PRINT OR DOCUMENT AND SUBJECT MATTER DISCLOSED HEREIN ARE PROPRIETARY ITEMS TO WHICH TAMURA RETAINS THE EXCLUSIVE RIGHT OF DISSEMINATION, REPRODUCTION, MANUFACTURE AND SALE. THIS DRAWING, PRINT OR DOCUMENT IS SUBMITTED IN CONFIDENCE FOR CONSIDERATION BY THE RECIPIENT ALONE UNLESS PERMISSION FOR FURTHER DISCLOSURE IS EXPRESSLY GRANTED IN WRITING.

Y. SEKIGUCHI