



■ Absolute Maximum Ratings

Ta = 25°C

		Red			Orange	Yellow		Green	Pure Green	Unit
		EBR/BR	MPR	EMVR / VR	EMAA /MAA	EMAY/MAY	EMPY/MPY	EMPG/MPG	EMBG/MBG	
Power Dissipation	Pb	100	75	75	70	85	85	70	70	mW
Forward Current	IF	50	30	30	25	30	30	25	25	mA
Peak Forward Current	IFM	300	75	75	60	75	75	60	60	mA
Reverse Voltage	VR	4	4	4	4	4	4	4	4	V
Operating Temp.	Topr	-30~+85	-30~+85	-30~+85	-30~+85	-30~+85	-30~+85	-30~+85	-30~+85	°C
Storage Temp.	Tstg	-30~+100	-30~+100	-30~+100	-30~+100	-30~+100	-30~+100	-30~+100	-30~+100	°C
Derating *	ΔIF	0.67	0.40	0.40	0.33	0.40	0.40	0.33	0.33	mA/°C

* The current derating for operation applies when temperature is above 25°C.

• IFM Condition : tw ≤ 1msec, Duty ≤ 1/20

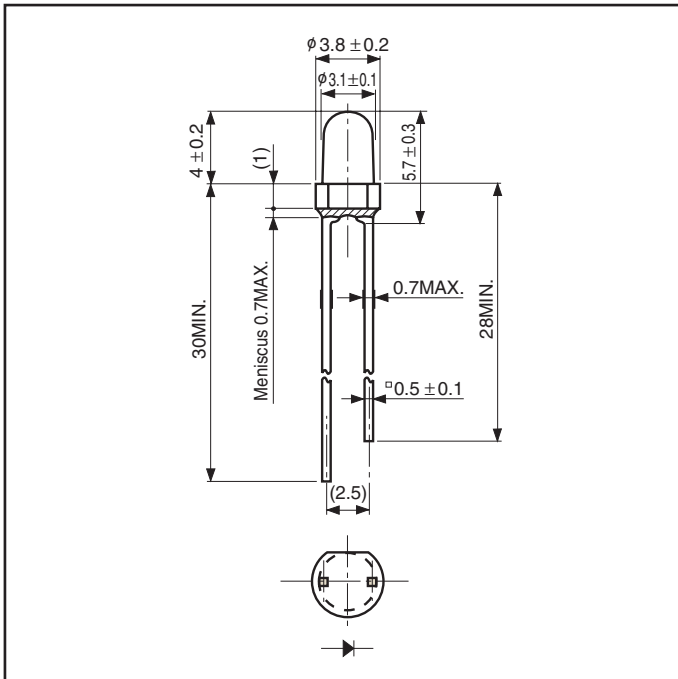
■ Electro-Optical Characteristics

Ta = 25°C

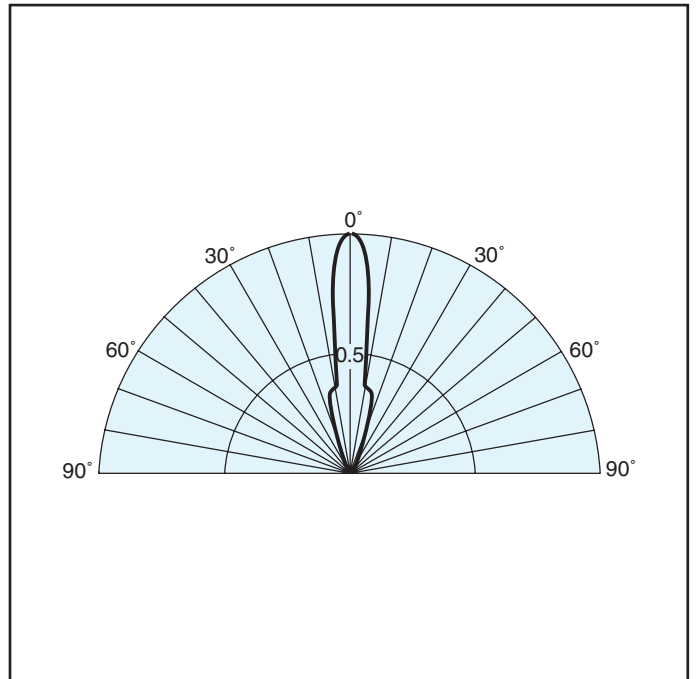
Part No.	Chip		Lens	Luminous Intensity			Wavelength			Forward Voltage			Reverse Current		Capacitance Co
	Material	Emitted Color		Iv			λp	Δλ		VF			IR		
				MIN	TYP	IF	TYP	TYP	IF	TYP	MAX	IF	MAX	VR	
EBR/BR3368S	GaAlAs	Red	Pastel Red	80/40	120/80	20	660	30	20	1.7	2.0	20	100	4	50
MPR3368S	GaP			3	6	10	700	100	10	2.1	2.8	10	20	4	40
EMVR/MVR3368S	GaAsP			40/20	60/40	20	630	30	20	2.0	2.8	20	20	4	10
EMAA/MAA3368S	GaAsP	Orange	Pastel Orange	40/20	60/40	20	605	30	20	2.2	2.8	20	20	4	10
EMAY/MAY3368S	GaAsP			40/20	60/40	20	580	30	20	2.2	2.8	20	20	4	10
EMPY/MPY3368S	GaP	Yellow	Pastel Yellow	60/30	90/60	20	570	30	20	2.1	2.8	20	20	4	20
EMPG/MPG3368S	GaP			40/20	60/40	20	560	30	20	2.1	2.8	20	20	4	25
EMBG/MBG3368S	GaP	Pure Green	Pastel Green	20/10	30/20	20	555	30	20	2.1	2.8	20	20	4	25
Units				mcd	mcd	mA	nm	nm	mA	V	V	mA	μA	V	pF

■ Package Dimensions

Unit : mm



■ Spatial Distribution

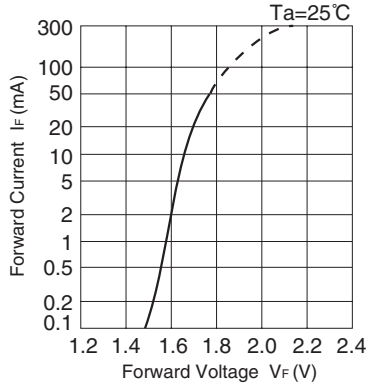




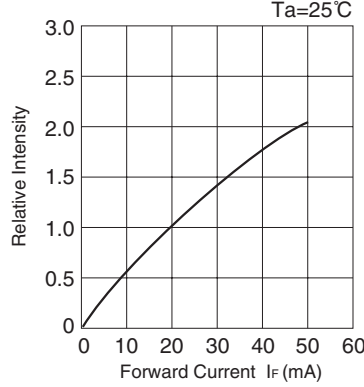
■ SUPER BRIGHT LED

EBR / BR 3368S

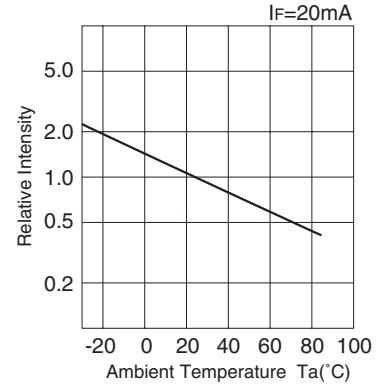
■ Forward Voltage vs. Forward Current



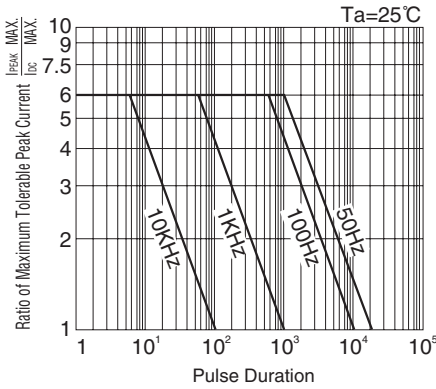
■ Forward Current vs. Relative Intensity



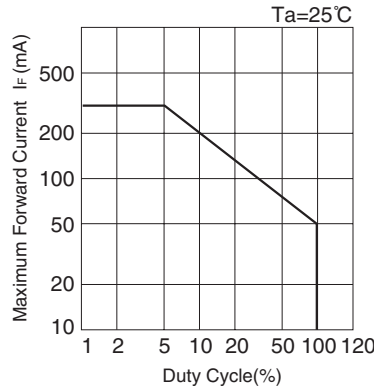
■ Ambient Temperature vs. Relative Intensity



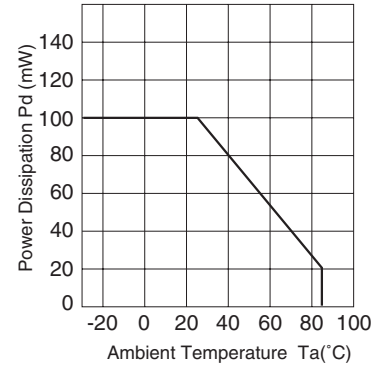
■ Pulse Duration vs. Maximum Tolerable Peak Current



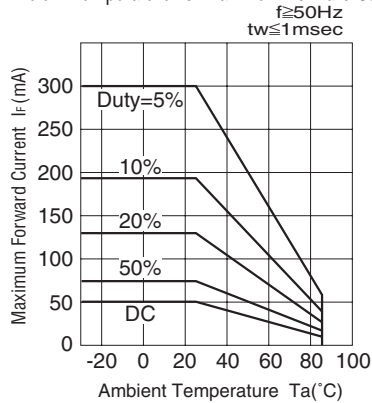
■ Duty Cycle vs. Maximum Forward Current



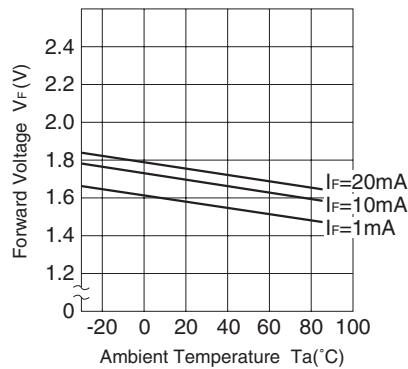
■ Power Dissipation vs. Ambient Temperature



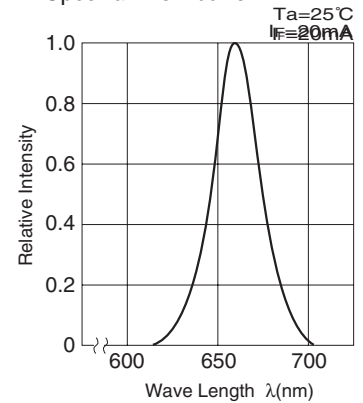
■ Ambient Temperature vs. Maximum Forward Current



■ Forward Voltage vs. Ambient Temperature



■ Spectral Distribution

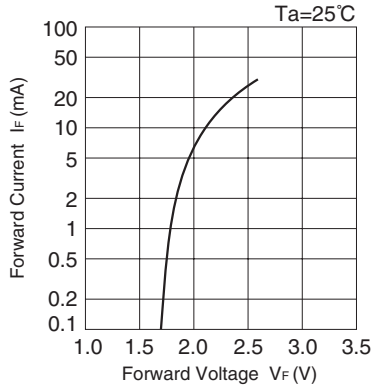




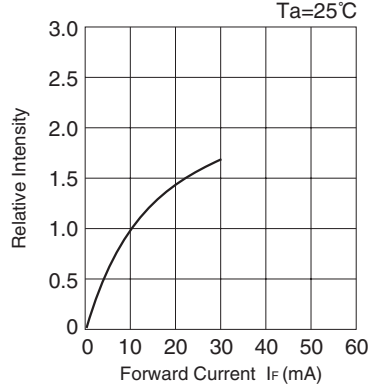
■ SUPER BRIGHT LED

MPR3368S

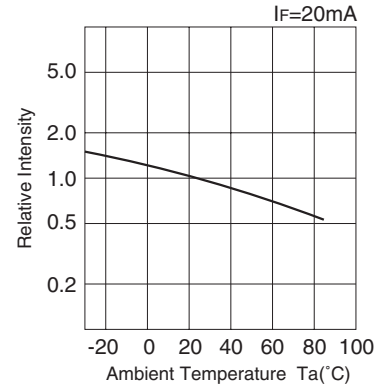
■ Forward Voltage vs. Forward Current



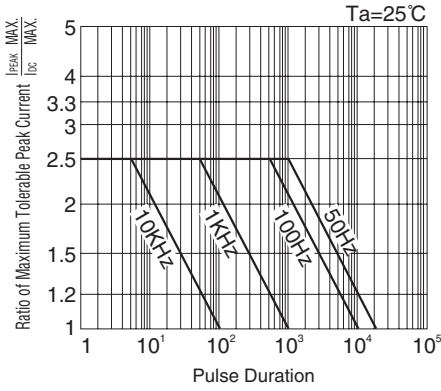
■ Forward Current vs. Relative Intensity



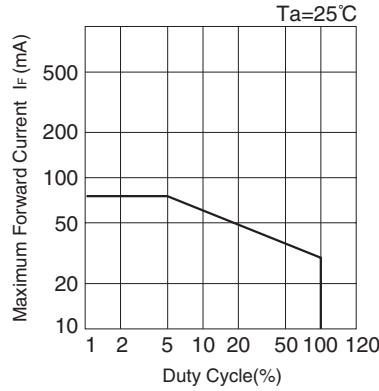
■ Ambient Temperature vs. Relative Intensity



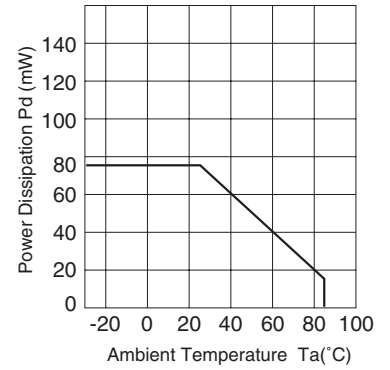
■ Pulse Duration vs. Maximum Tolerable Peak Current



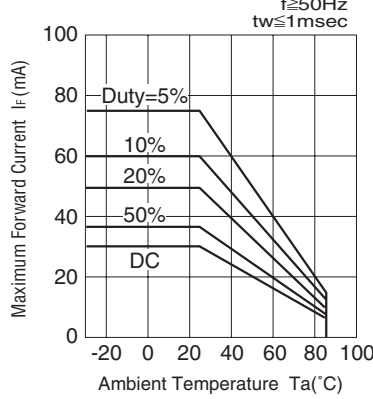
■ Duty Cycle vs. Maximum Forward Current



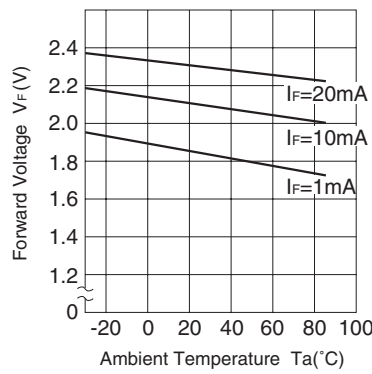
■ Power Dissipation vs. Ambient Temperature



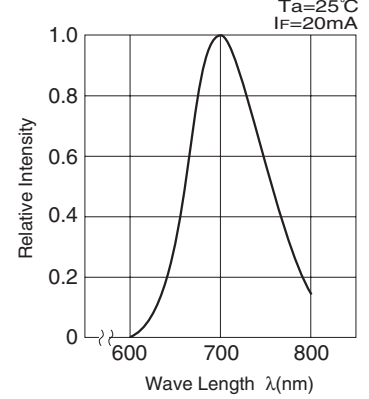
■ Ambient Temperature vs. Maximum Forward Current



■ Forward Voltage vs. Ambient Temperature



■ Spectral Distribution

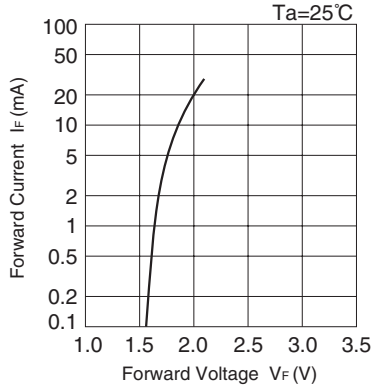




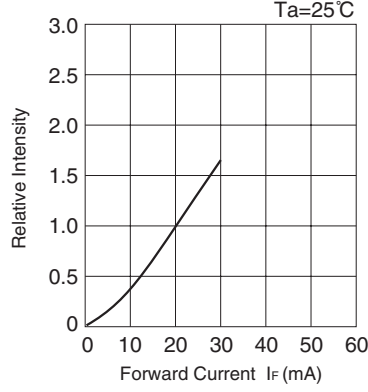
■ SUPER BRIGHT LED

EMVR / MVR 3368S

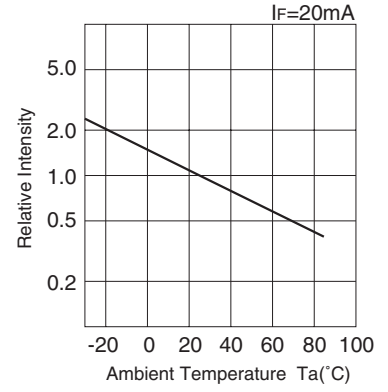
■ Forward Voltage vs. Forward Current



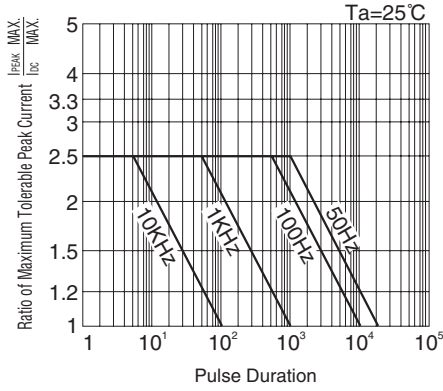
■ Forward Current vs. Relative Intensity



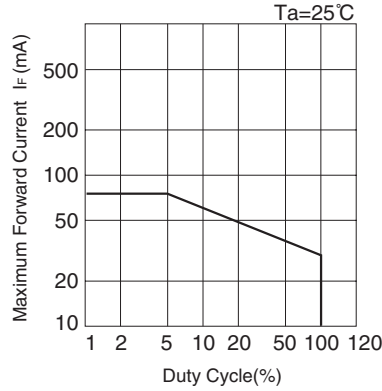
■ Ambient Temperature vs. Relative Intensity



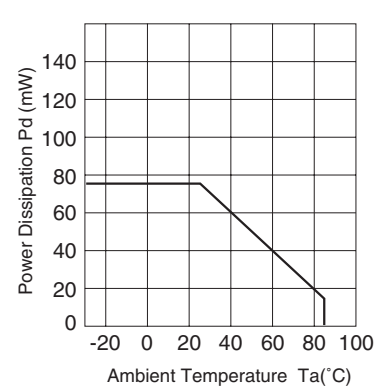
■ Pulse Duration vs. Maximum Tolerable Peak Current



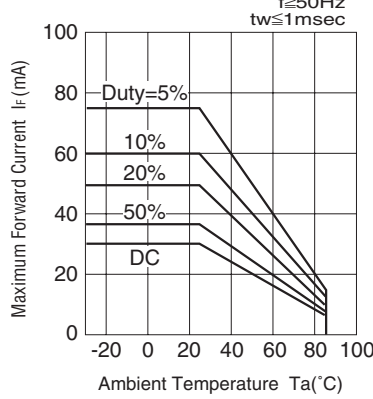
■ Duty Cycle vs. Maximum Forward Current



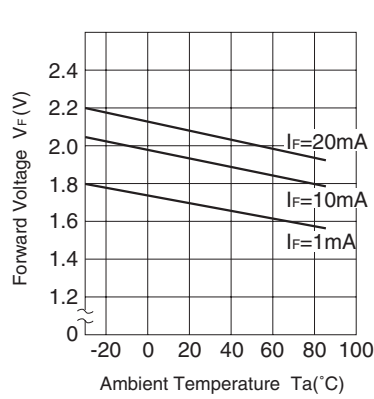
■ Power Dissipation vs. Ambient Temperature



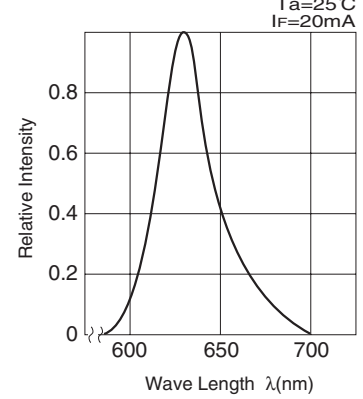
■ Ambient Temperature vs. Maximum Forward Current



■ Forward Voltage vs. Ambient Temperature



■ Spectral Distribution

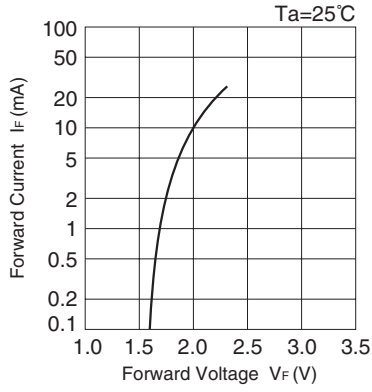




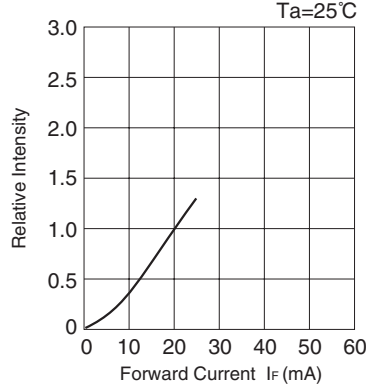
■ SUPER BRIGHT LED

EMAA / MAA 3368S

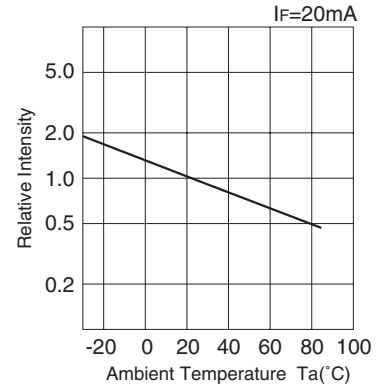
■ Forward Voltage vs. Forward Current



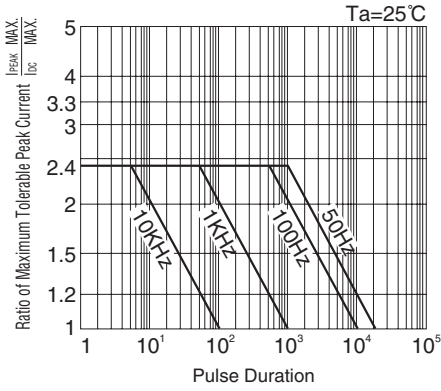
■ Forward Current vs. Relative Intensity



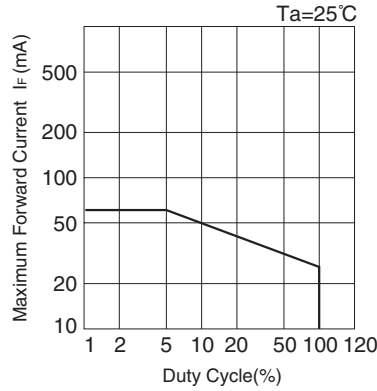
■ Ambient Temperature vs. Relative Intensity



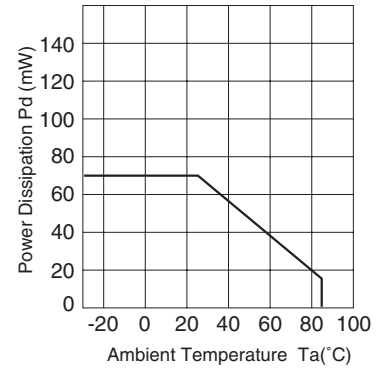
■ Pulse Duration vs. Maximum Tolerable Peak Current



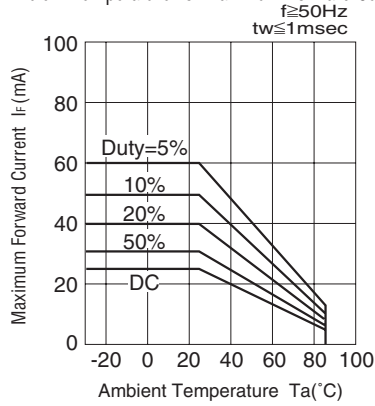
■ Duty Cycle vs. Maximum Forward Current



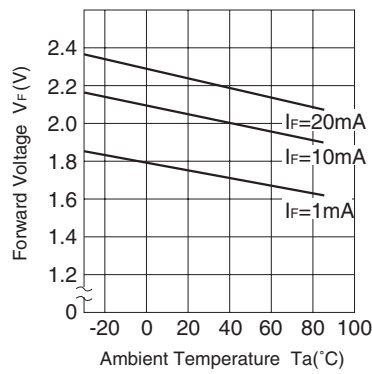
■ Power Dissipation vs. Ambient Temperature



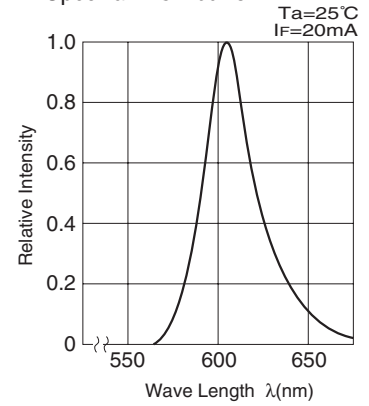
■ Ambient Temperature vs. Maximum Forward Current



■ Forward Voltage vs. Ambient Temperature



■ Spectral Distribution

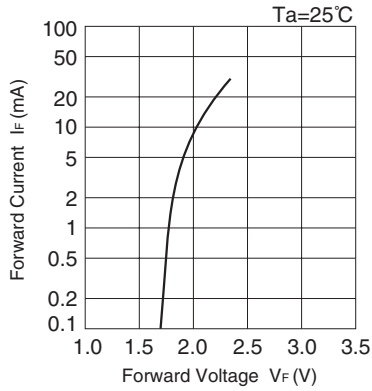




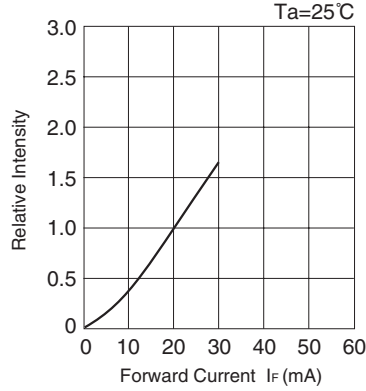
■ SUPER BRIGHT LED

EMAY / MAY 3368S

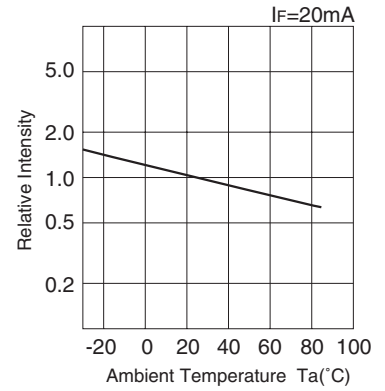
■ Forward Voltage vs. Forward Current



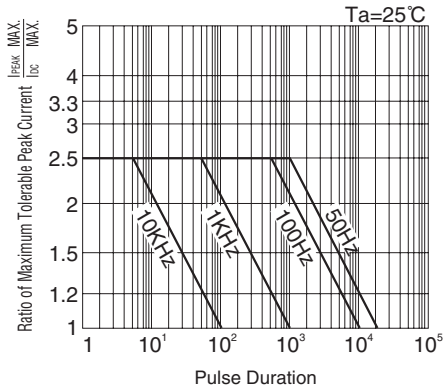
■ Forward Current vs. Relative Intensity



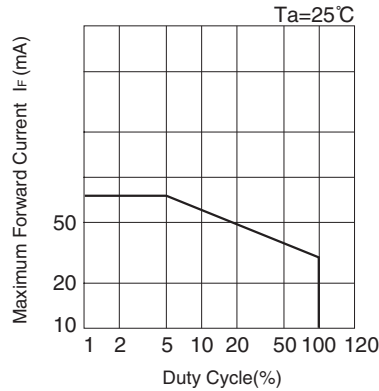
■ Ambient Temperature vs. Relative Intensity



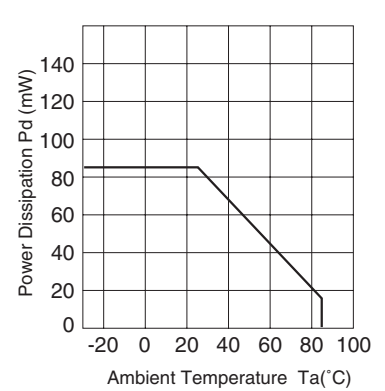
■ Pulse Duration vs. Maximum Tolerable Peak Current



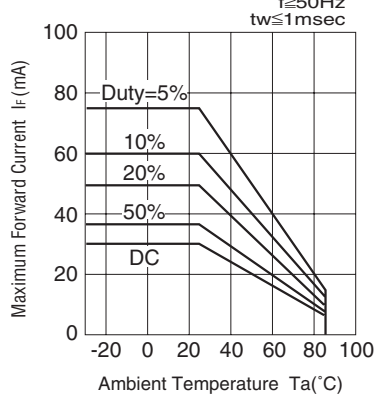
■ Duty Cycle vs. Maximum Forward Current



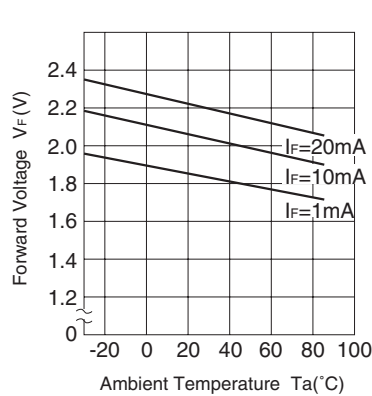
■ Power Dissipation vs. Ambient Temperature



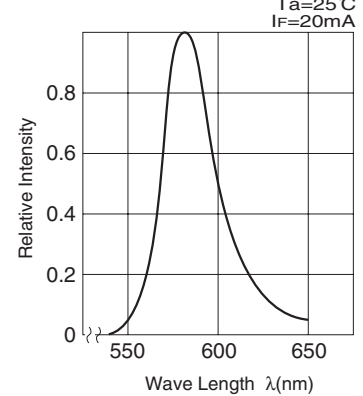
■ Ambient Temperature vs. Maximum Forward Current



■ Forward Voltage vs. Ambient Temperature



■ Spectral Distribution

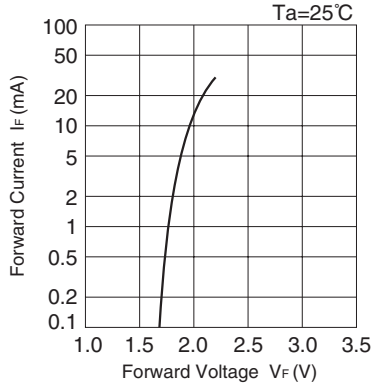




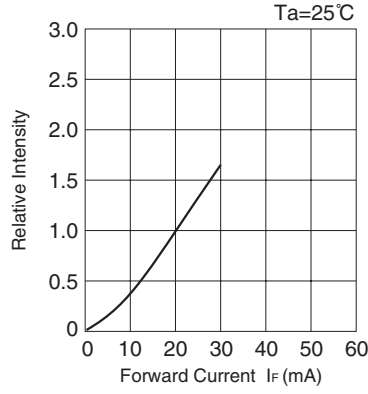
■ SUPER BRIGHT LED

EMPY / MPY 3368S

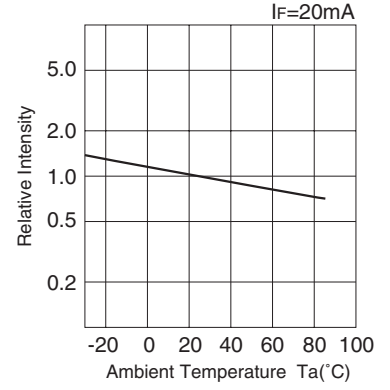
■ Forward Voltage vs. Forward Current



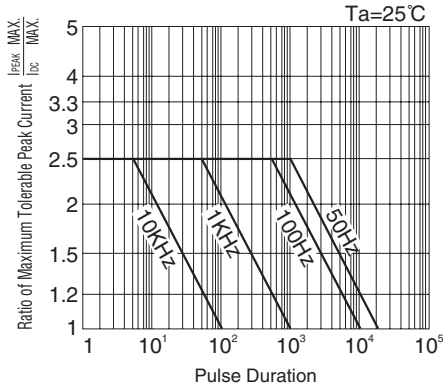
■ Forward Current vs. Relative Intensity



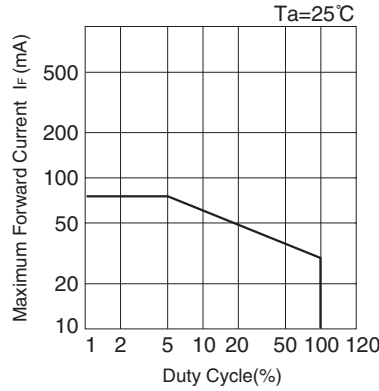
■ Ambient Temperature vs. Relative Intensity



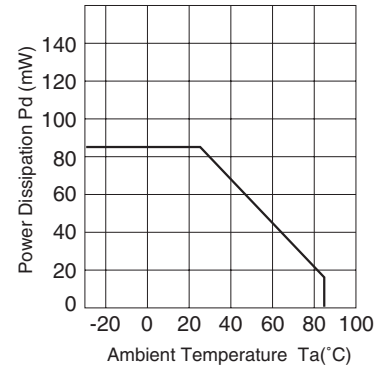
■ Pulse Duration vs. Maximum Tolerable Peak Current



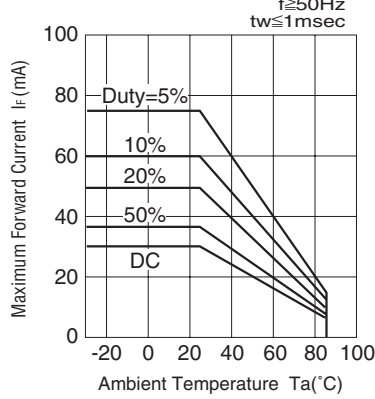
■ Duty Cycle vs. Maximum Forward Current



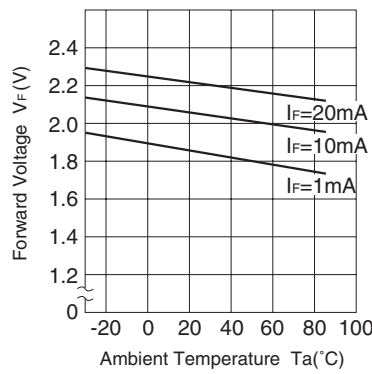
■ Power Dissipation vs. Ambient Temperature



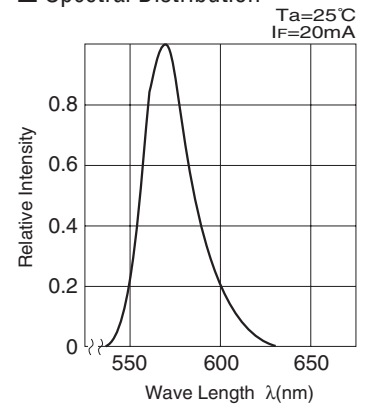
■ Ambient Temperature vs. Maximum Forward Current



■ Forward Voltage vs. Ambient Temperature



■ Spectral Distribution

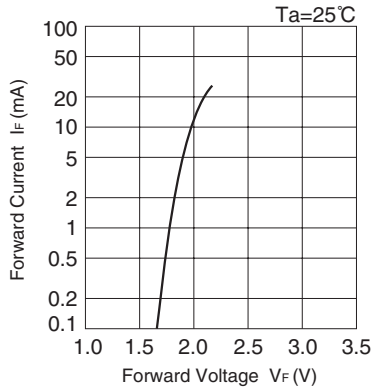




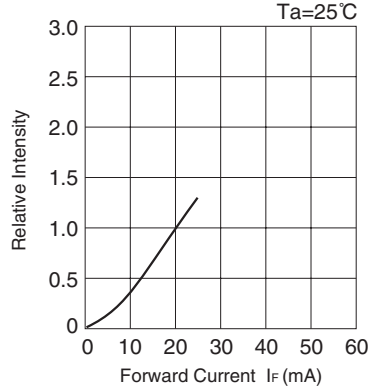
■ SUPER BRIGHT LED

EMPG / MPG 3368S

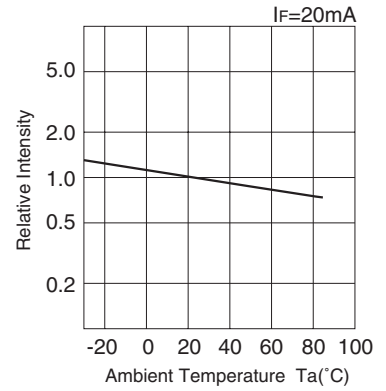
■ Forward Voltage vs. Forward Current



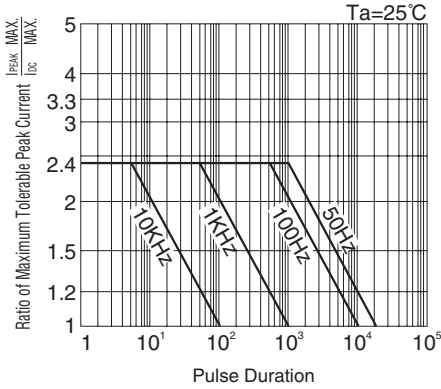
■ Forward Current vs. Relative Intensity



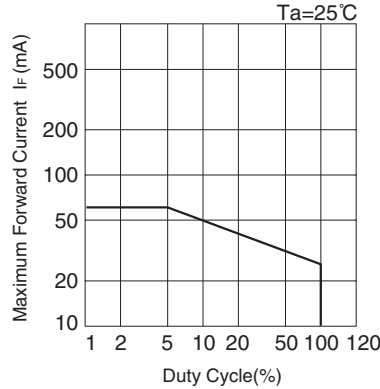
■ Ambient Temperature vs. Relative Intensity



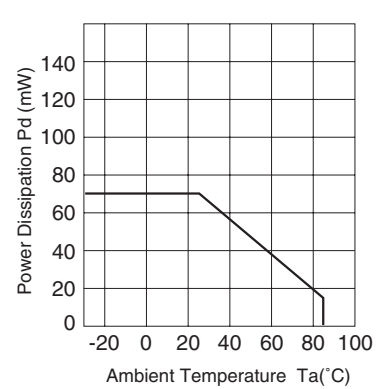
■ Pulse Duration vs. Maximum Tolerable Peak Current



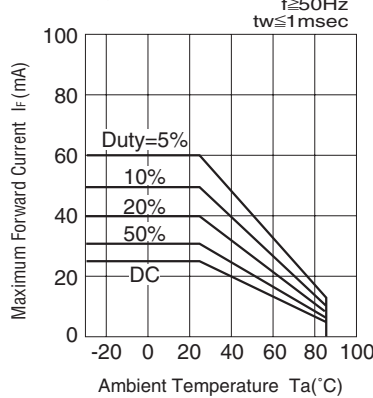
■ Duty Cycle vs. Maximum Forward Current



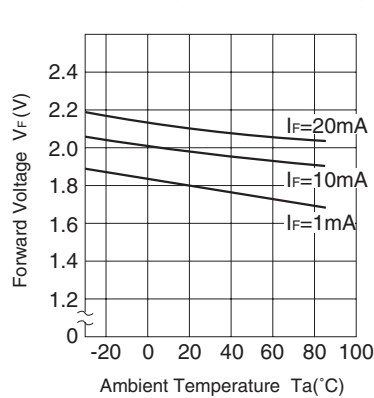
■ Power Dissipation vs. Ambient Temperature



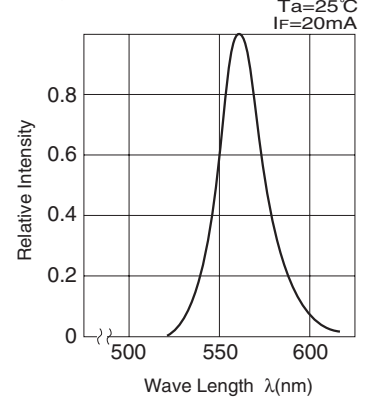
■ Ambient Temperature vs. Maximum Forward Current



■ Forward Voltage vs. Ambient Temperature



■ Spectral Distribution

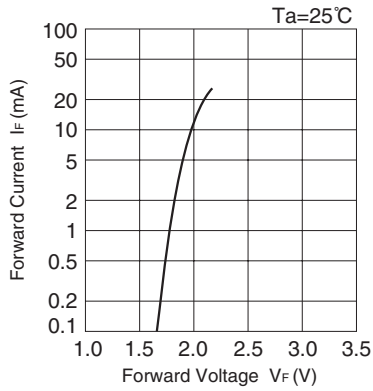




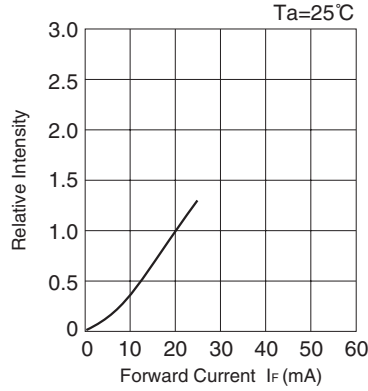
■ SUPER BRIGHT LED

EMBG / MBG 3368S

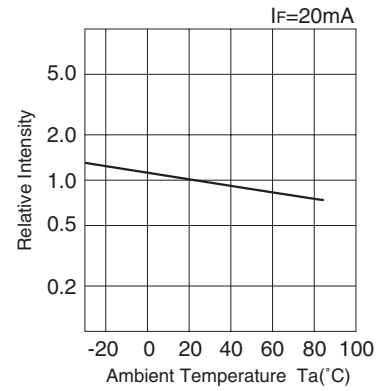
■ Forward Voltage vs. Forward Current



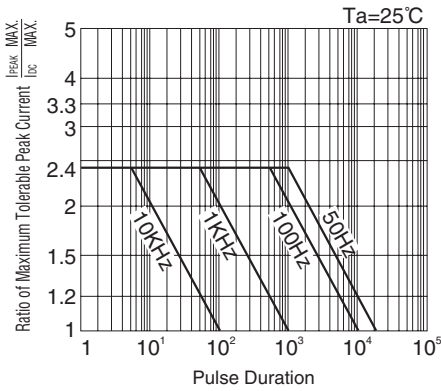
■ Forward Current vs. Relative Intensity



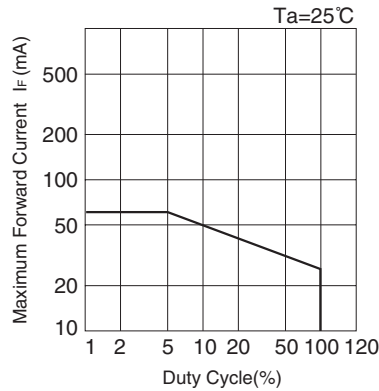
■ Ambient Temperature vs. Relative Intensity



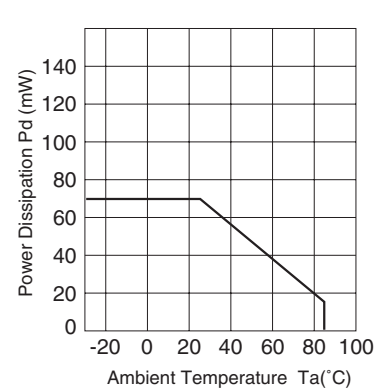
■ Pulse Duration vs. Maximum Tolerable Peak Current



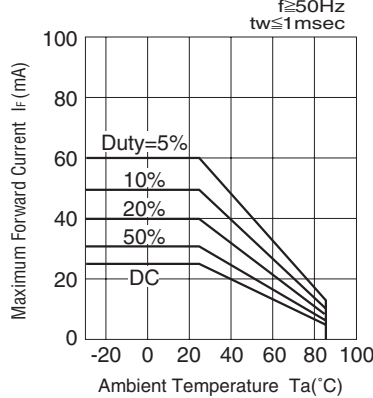
■ Duty Cycle vs. Maximum Forward Current



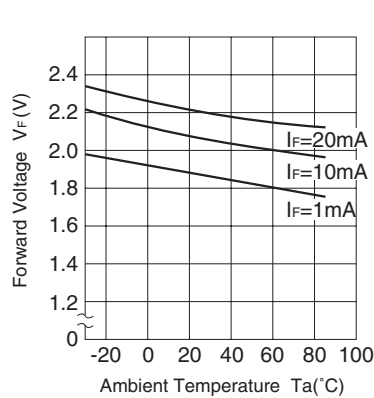
■ Power Dissipation vs. Ambient Temperature



■ Ambient Temperature vs. Maximum Forward Current



■ Forward Voltage vs. Ambient Temperature



■ Spectral Distribution

