■ SUPER BRIGHT LED

3371X Series

Ø3mm Round Shape Type

■ Absolute Maximum Ratings

Ta = 25°C

		Red			Orange	Yellow		Green	Pure Green	Unit
		EBR/BR	MPR	EMVR / VR	EMAA /MAA	EMAY/MAY	EMPY/MPY	EMPG/MPG	EMBG/MBG	
Power Dissipation	Pb	100	75	75	70	85	85	70	70	mW
Forward Current	I_F	50	30	30	25	30	30	25	25	mA
Peak Forward Current	I_{FM}	300	75	75	60	75	75	60	60	mA
Reverse Voltage	V_R	4	4	4	4	4	4	4	4	V
Operating Temp.	Topr	-30~+85	-30~+85	-30~+85	-30~+85	-30~+85	-30~+85	-30~+85	-30~+85	°C
Storage Temp.	Tstg	-30~+100	-30~+100	-30~+100	-30~+100	-30~+100	-30~+100	-30~+100	-30~+100	°C
Derating *	ΔI_F	0.67	0.40	0.40	0.33	0.40	0.40	0.33	0.33	mA/°C

* The current derating for operation applies when temperature is above 25°C.
• I_{FM} Condition : tw ≦ 1msec, Duty ≦ 1/20

■ Electro-Optical Characteristics

Ta = 25°C

Part No.	Chip		Lens		Luminous Intensity I_V			Wavelength λp	$\Delta\lambda$		Forward Voltage V_F			Reverse Current I_R		Capacitance
	Material	Emitted Color			MIN	TYP	I_F	TYP	TYP	I_F	TYP	MAX	I_F	MAX	V_R	Co
EBR/BR3371X	GaAlAs	Red	Pastel Red	Diffused	10/5	15/10	20	660	30	20	1.7	2.0	20	100	4	50
MPR3371X	GaP				0.5	1	10	700	100	10	2.1	2.8	10	20	4	40
EMVR/MVR3371X	GaAsP				6/3	9/6	20	630	30	20	2.0	2.8	20	20	4	10
EMAA/MAA3371X	GaAsP	Orange	Pastel Orange		10/5	15/10	20	605	30	20	2.2	2.8	20	20	4	10
EMAY/MAY3371X	GaAsP	Yellow	Pastel Yellow		8/4	12/8	20	580	30	20	2.2	2.8	20	20	4	10
EMPY/MPY3371X	GaP				16/8	24/16	20	570	30	20	2.1	2.8	20	20	4	20
EMPG/MPG3371X	GaP	Green	Pastel Green		10/5	15/10	20	560	30	20	2.1	2.8	20	20	4	25
EMBG/MBG3371X	GaP	Pure Green			4/2	6/4	20	555	30	20	2.1	2.8	20	20	4	25
Units					mcd	mcd	mA	nm	nm	mA	V	V	mA	µA	V	pF

■ Package Dimensions

Unit : mm

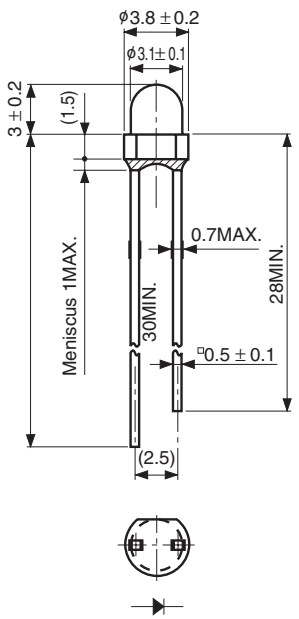

■ Spatial Distribution

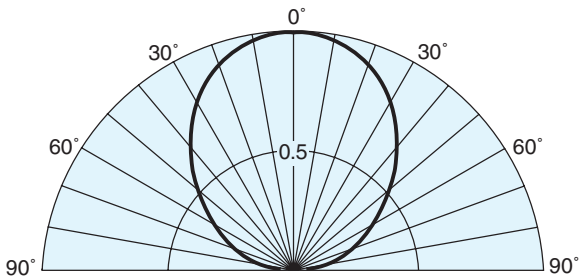

EBR / BR 3371X

■ Forward Voltage vs. Forward Current

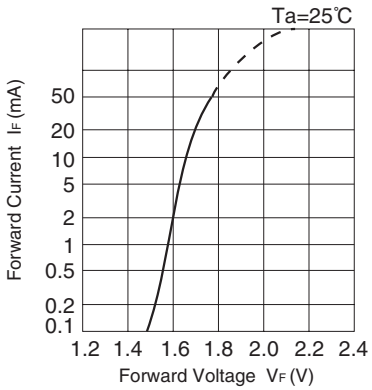

■ Forward Current vs. Relative Intensity

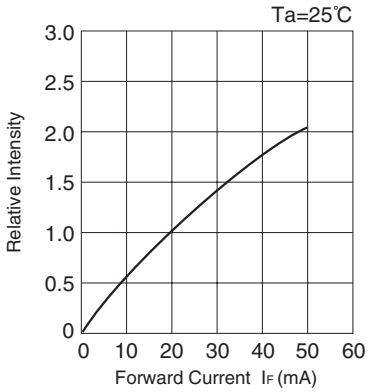

■ Ambient Temperature vs. Relative Intensity

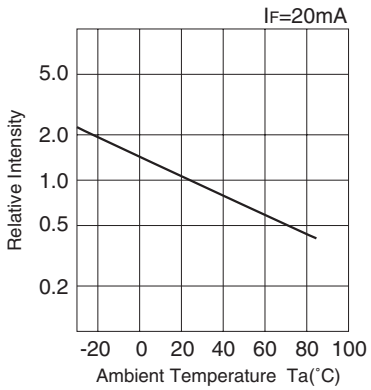

■ Pulse Duration vs.Maximum Tolerable Peak Current

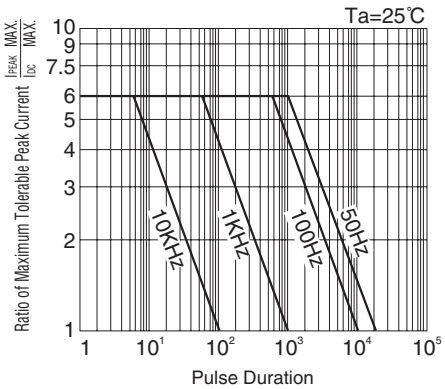

■ Duty Cycle vs. Maximum Forward Current

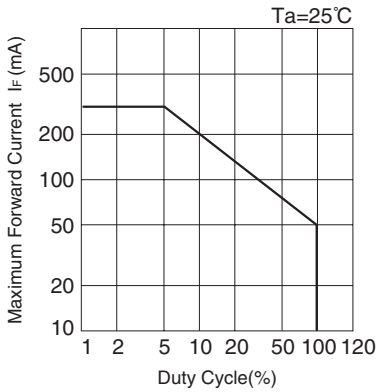

■ Power Dissipation vs. Ambient Temperature

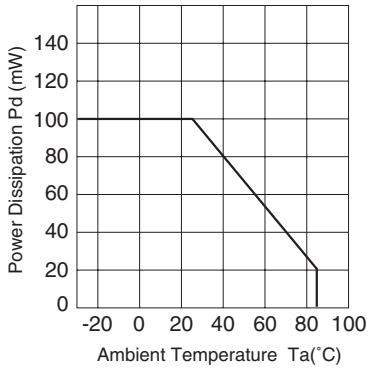

■ Ambient Temperature vs. Maximum Forward Current

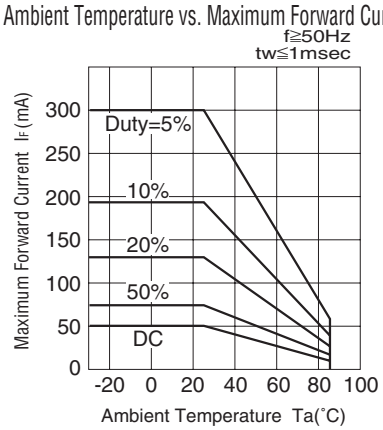

■ Forward Voltage vs. Ambient Temperature

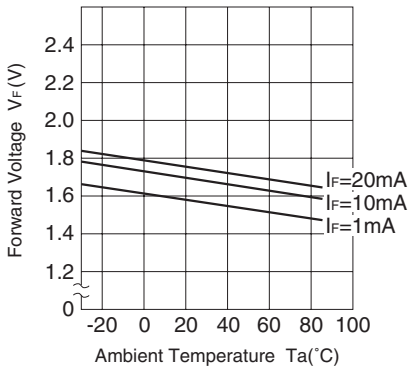

■ Spectral Distribution

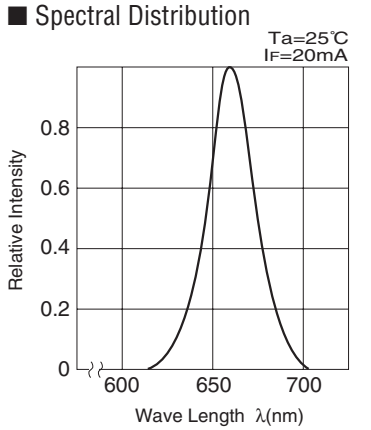

MPR3371X

■ Forward Voltage vs. Forward Current

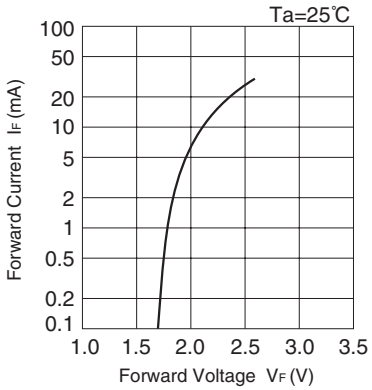

■ Forward Current vs. Relative Intensity

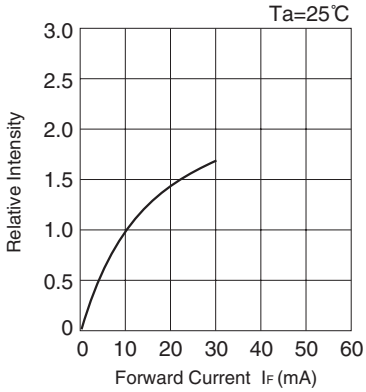

■ Ambient Temperature vs. Relative Intensity

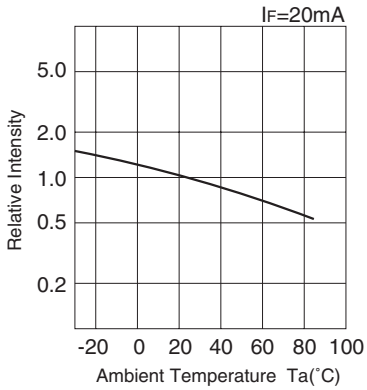

■ Pulse Duration vs.Maximum Tolerable Peak Current

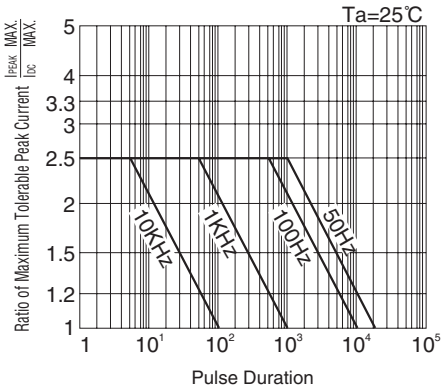

■ Duty Cycle vs. Maximum Forward Current

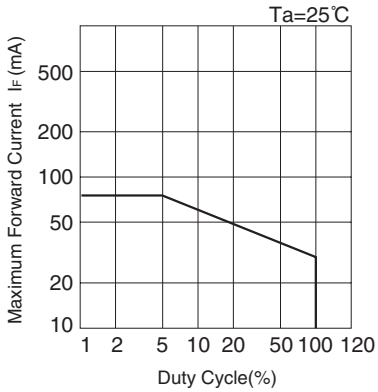

■ Power Dissipation vs. Ambient Temperature

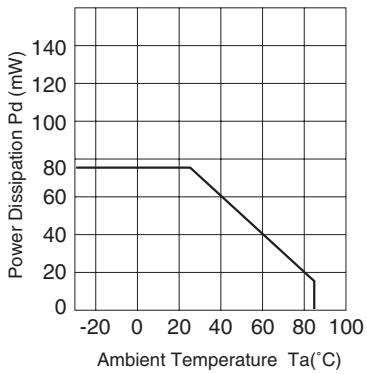

■ Ambient Temperature vs. Maximum Forward Current

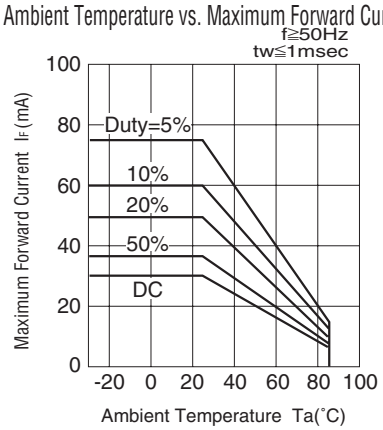

■ Forward Voltage vs. Ambient Temperature

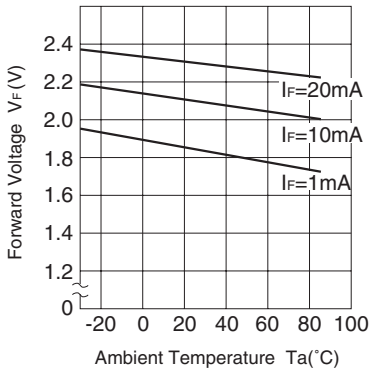

■ Spectral Distribution

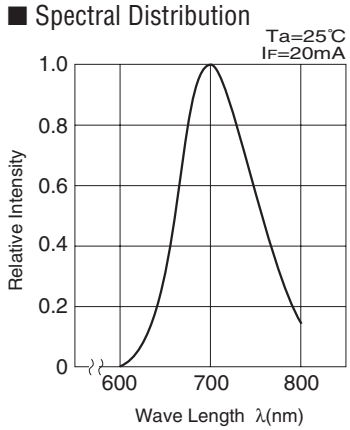

EMVR / MVR 3371X

■ Forward Voltage vs. Forward Current

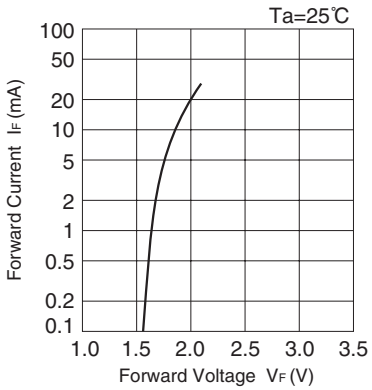

■ Forward Current vs. Relative Intensity

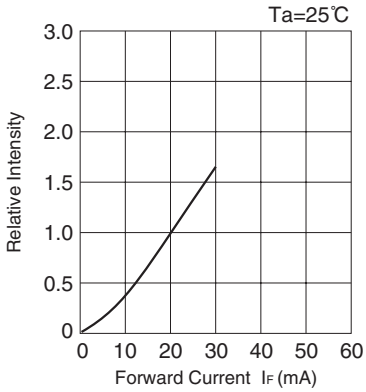

■ Ambient Temperature vs. Relative Intensity

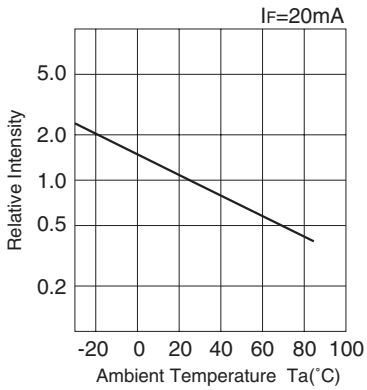

■ Pulse Duration vs.Maximum Tolerable Peak Current

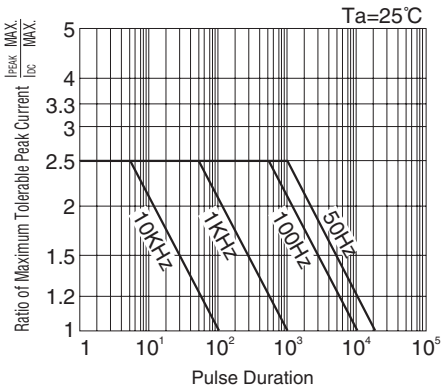

■ Duty Cycle vs. Maximum Forward Current

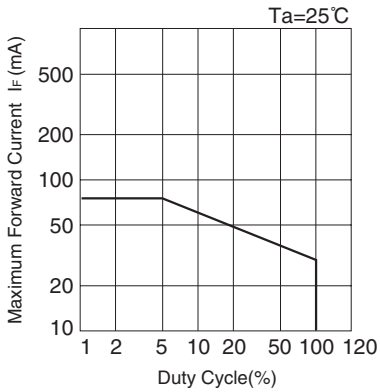

■ Power Dissipation vs. Ambient Temperature

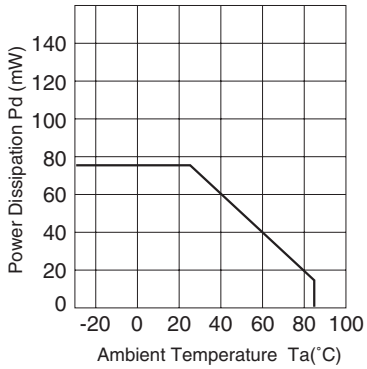

■ Ambient Temperature vs. Maximum Forward Current

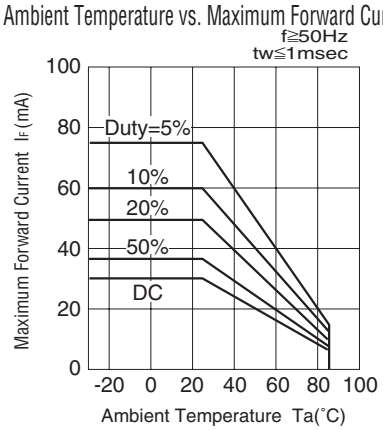

■ Forward Voltage vs. Ambient Temperature

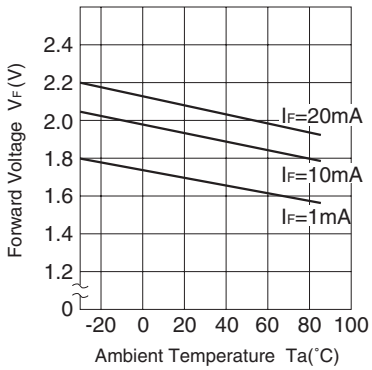

■ Spectral Distribution

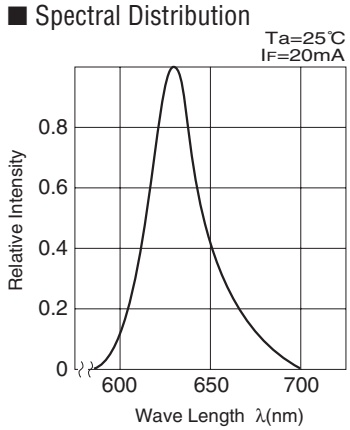

EMAA / MAA 3371X

■ Forward Voltage vs. Forward Current

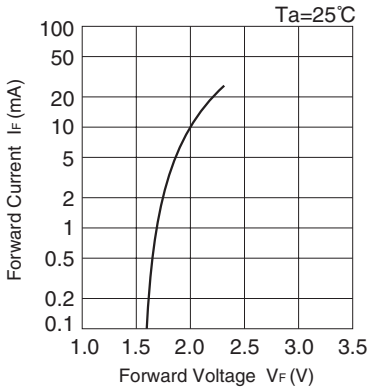

■ Forward Current vs. Relative Intensity

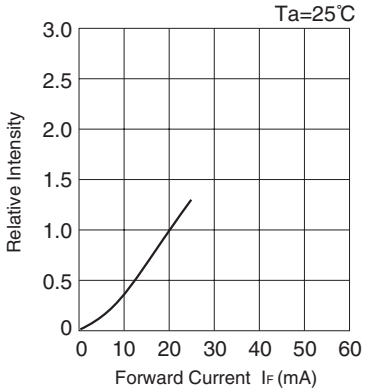

■ Ambient Temperature vs. Relative Intensity

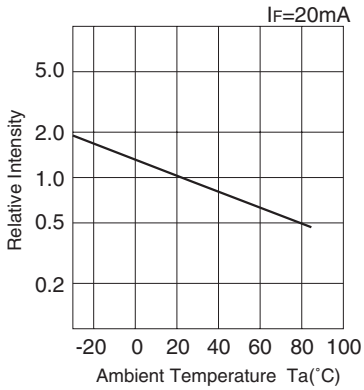

■ Pulse Duration vs.Maximum Tolerable Peak Current

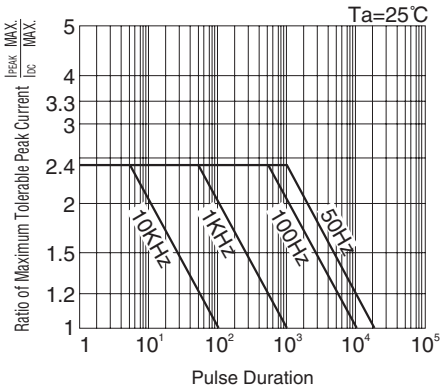

■ Duty Cycle vs. Maximum Forward Current

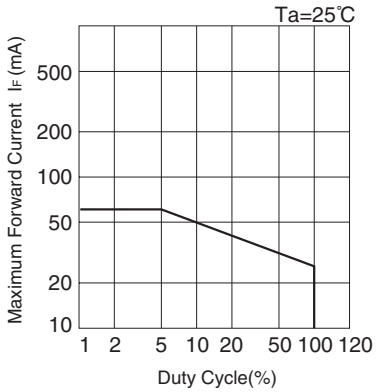

■ Power Dissipation vs. Ambient Temperature

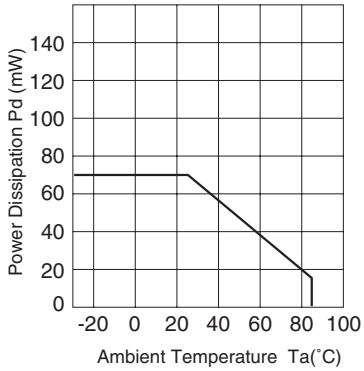

■ Ambient Temperature vs. Maximum Forward Current

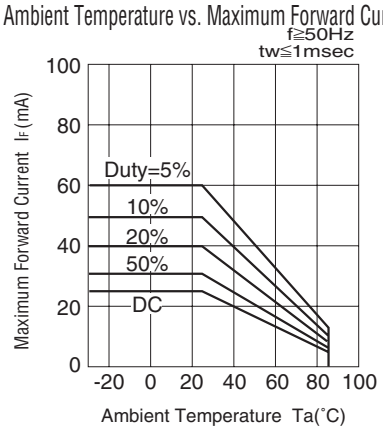

■ Forward Voltage vs. Ambient Temperature

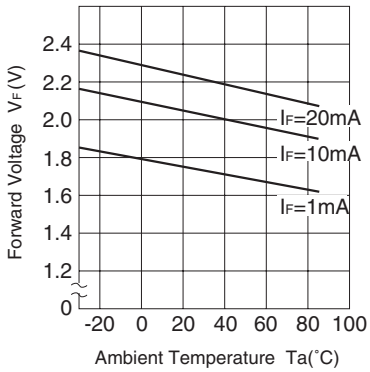

■ Spectral Distribution

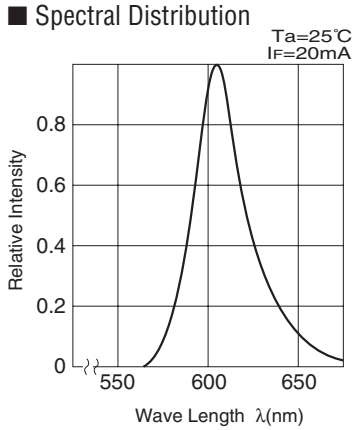

EMAY / MAY 3371X

■ Forward Voltage vs. Forward Current

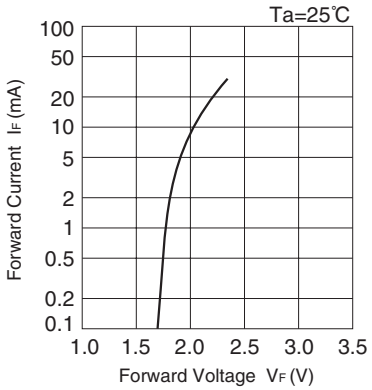

■ Forward Current vs. Relative Intensity

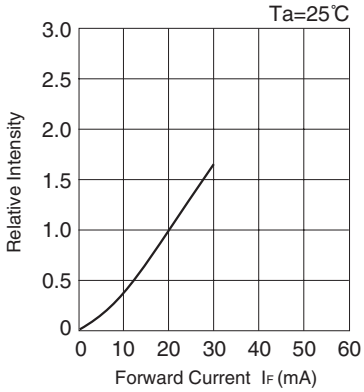

■ Ambient Temperature vs. Relative Intensity

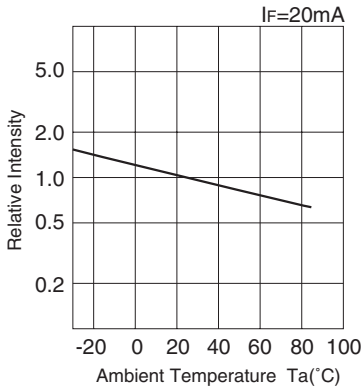

■ Pulse Duration vs.Maximum Tolerable Peak Current

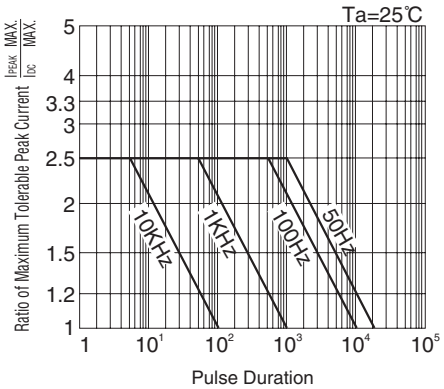

■ Duty Cycle vs. Maximum Forward Current

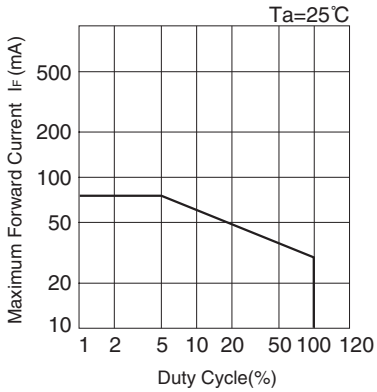

■ Power Dissipation vs. Ambient Temperature

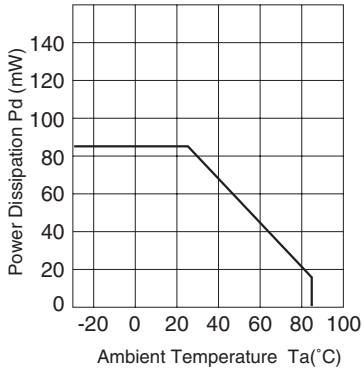

■ Ambient Temperature vs. Maximum Forward Current

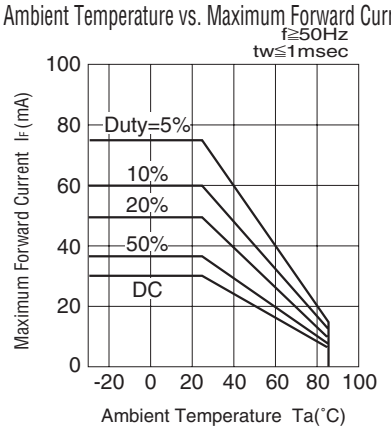

■ Forward Voltage vs. Ambient Temperature

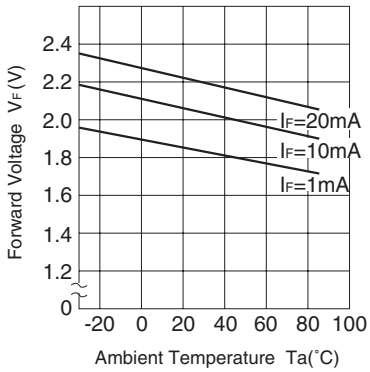

■ Spectral Distribution

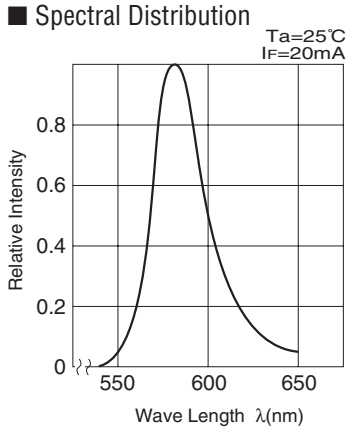

EMPY / MPY 3371X

■ Forward Voltage vs. Forward Current

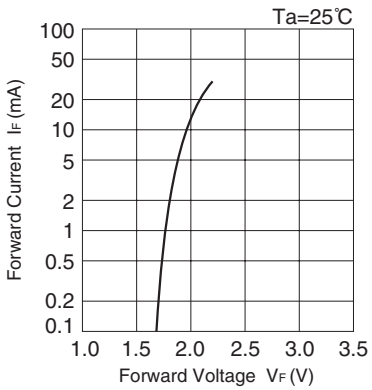

■ Forward Current vs. Relative Intensity

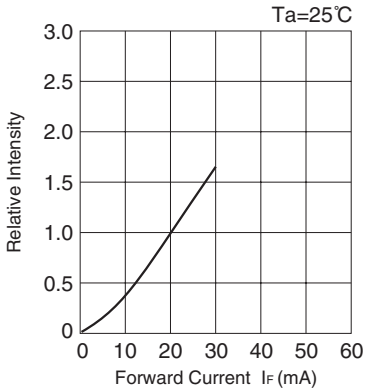

■ Ambient Temperature vs. Relative Intensity

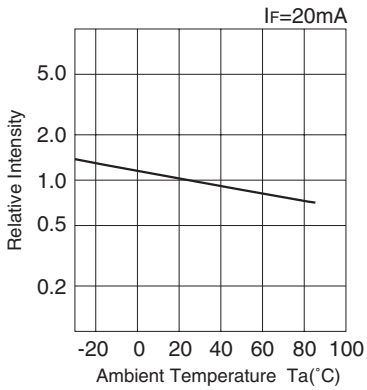

■ Pulse Duration vs.Maximum Tolerable Peak Current

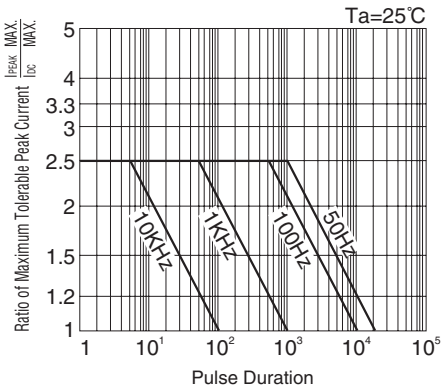

■ Duty Cycle vs. Maximum Forward Current

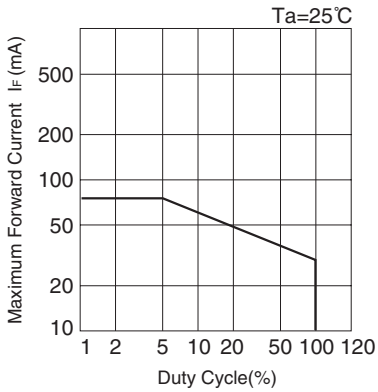

■ Power Dissipation vs. Ambient Temperature

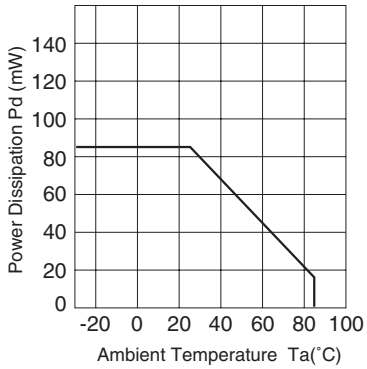

■ Ambient Temperature vs. Maximum Forward Current

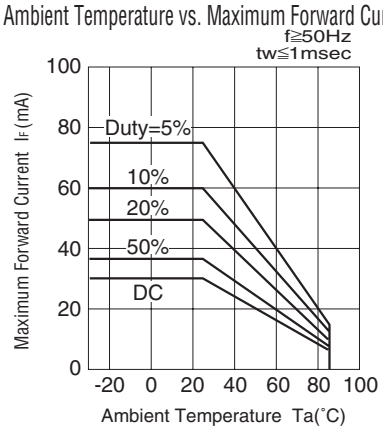

■ Forward Voltage vs. Ambient Temperature

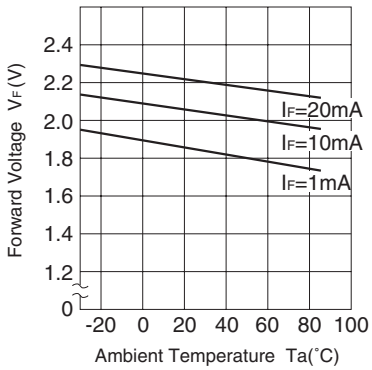

■ Spectral Distribution

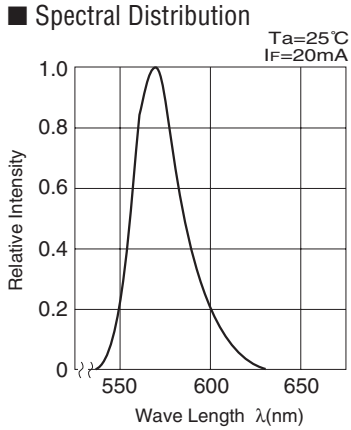

EMPG / MPG 3371X

■ Forward Voltage vs. Forward Current

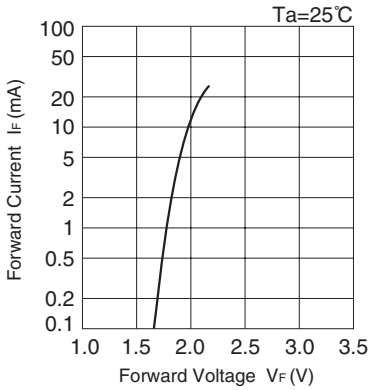

■ Forward Current vs. Relative Intensity

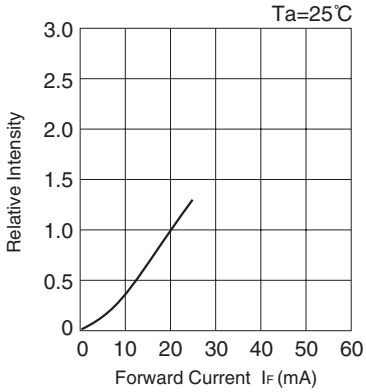

■ Ambient Temperature vs. Relative Intensity

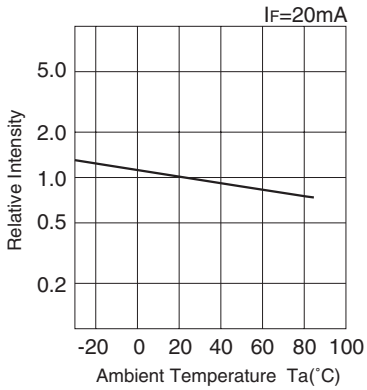

■ Pulse Duration vs.Maximum Tolerable Peak Current

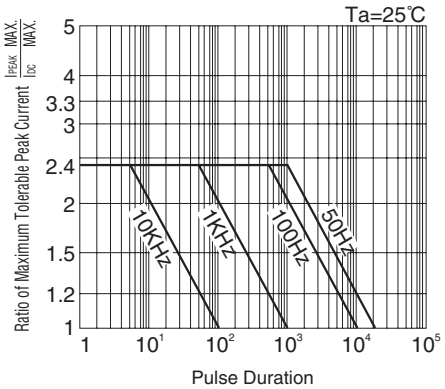

■ Duty Cycle vs. Maximum Forward Current

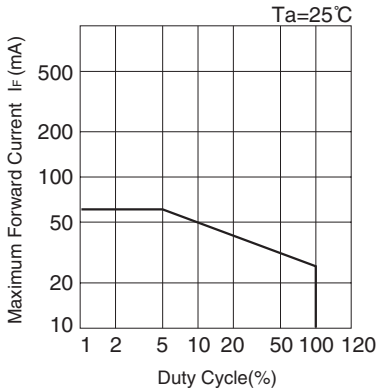

■ Power Dissipation vs. Ambient Temperature

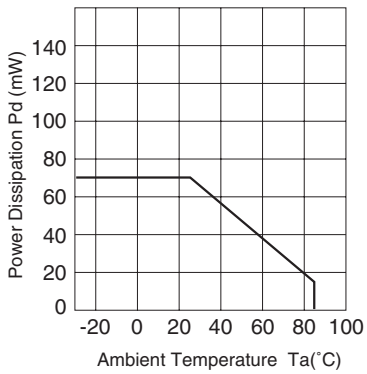

■ Ambient Temperature vs. Maximum Forward Current

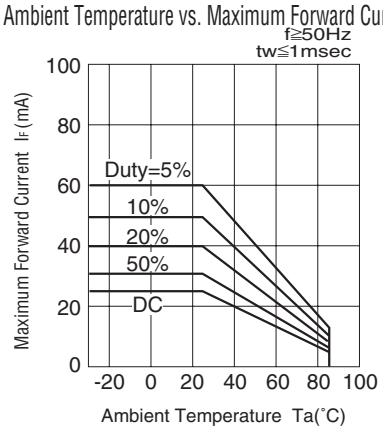

■ Forward Voltage vs. Ambient Temperature

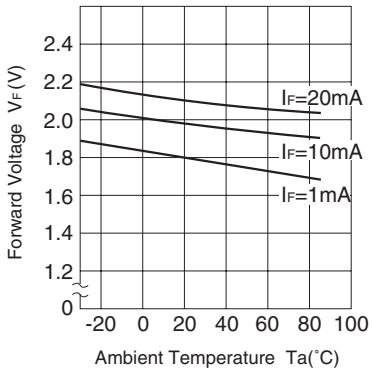

■ Spectral Distribution

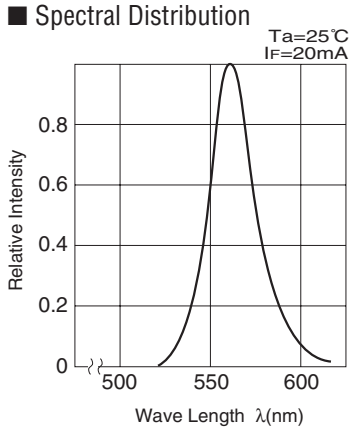

EMBG / MBG 3371X

■ Forward Voltage vs. Forward Current

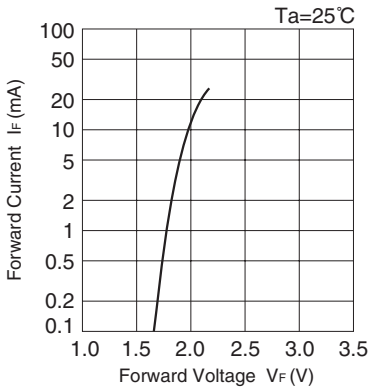

■ Forward Current vs. Relative Intensity

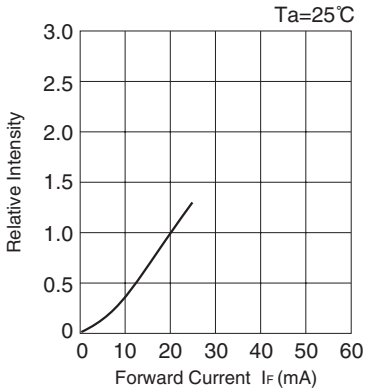

■ Ambient Temperature vs. Relative Intensity

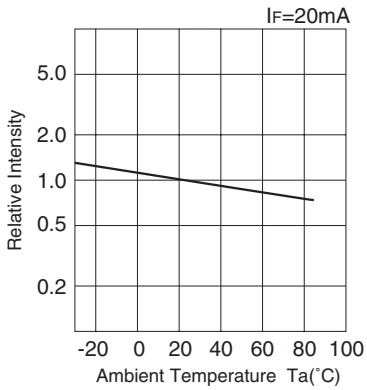

■ Pulse Duration vs.Maximum Tolerable Peak Current

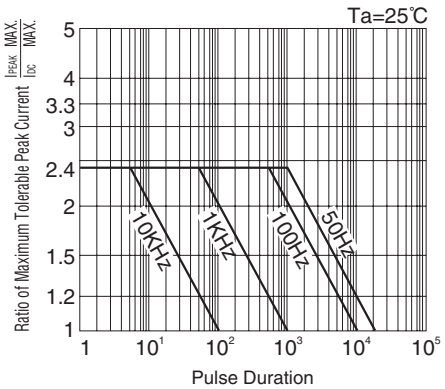

■ Duty Cycle vs. Maximum Forward Current

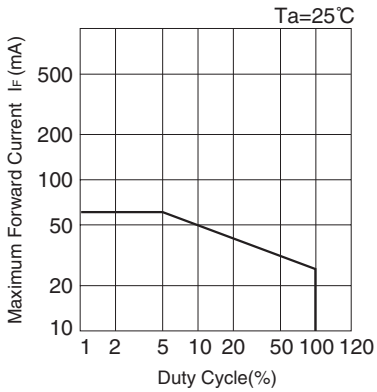

■ Power Dissipation vs. Ambient Temperature

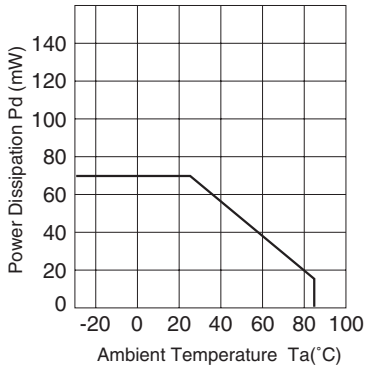

■ Ambient Temperature vs. Maximum Forward Current

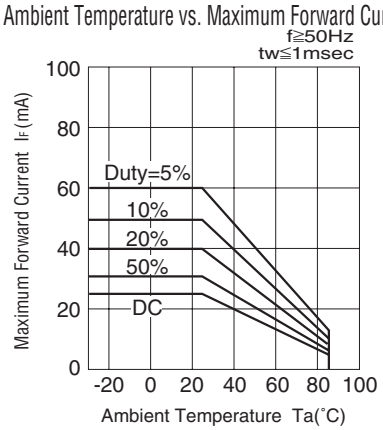

■ Forward Voltage vs. Ambient Temperature

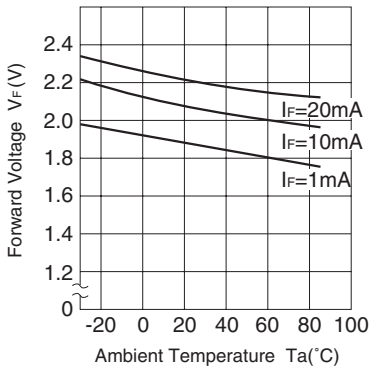

■ Spectral Distribution