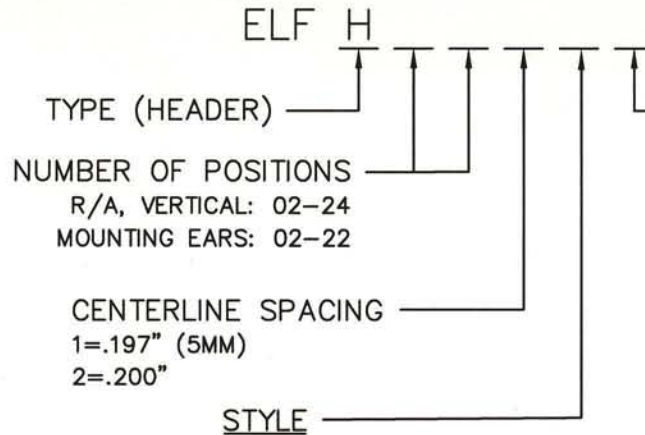


# ELFH SERIES PART NUMBERING SCHEME

REV	ECN	APPD
A	3730	JEC 4/12/99
B	3865	JEC 11/9/99
C	3899	JEC 1/4/00
D	4295	IQ 2/7/01
E	4711	IQ 1/8/02
F	4821	IQ 4/4/02
G	5071	IQ 12/04/02
H	5178	IQ 3/20/03
I	5742	<i>DN 12/28/05</i>



**TYPE (HEADER)**  
**NUMBER OF POSITIONS**  
 R/A, VERTICAL: 02-24  
 MOUNTING EARS: 02-22

**CENTERLINE SPACING**  
 1=.197" (5MM)  
 2=.200"

**STYLE**

<b>RIGHT ANGLE</b>	<b>VERTICAL</b>
1=CLOSED ENDS	5=CLOSED ENDS
2=OPEN ENDS	6=OPEN ENDS
3=CLOSED ENDS; HIGH TEMP. *	8=CLOSED ENDS; HIGH TEMP. *
4=OPEN ENDS; HIGH TEMP. *	9=OPEN ENDS; HIGH TEMP. *

**OPTIONS**

**COLOR/PLATING**  
 0=BLACK, TIN (STANDARD)  
 1=BLACK, SELECTIVE GOLD  
 G=GREEN, TIN  
 1G=GREEN, SEL. GOLD

**MOUNTING EARS**  
 OE= FLUSH MOUNT BLACK, TIN  
 1E= FLUSH MOUNT BLACK, SEL. GOLD  
 GE= FLUSH MOUNT GREEN, TIN  
 EG= FLUSH MOUNT GREEN, SEL. GOLD

CONSULT PCD FOR PART NO. AND AVAILABILITY OF FOLLOWING OPTIONS:  
 - CUSTOM COLORS  
 - CUSTOM MARKING  
 - CUSTOM KEYING  
 - SELECTIVE CONTACT LOADING

**RU RATINGS**  
 CURRENT - 15A  
 VOLTAGE - 300V  
 U.L. FILE NO. E83421

**SP RATINGS**  
 CURRENT - 15A  
 VOLTAGE - 300V  
 CSA FILE NO. LR69703

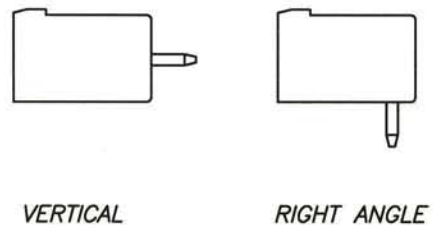
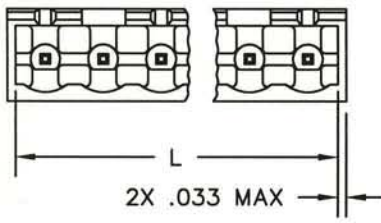
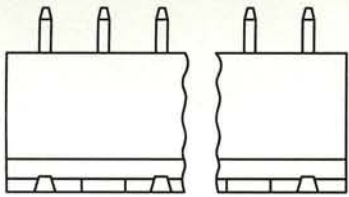
DIN VDE 0627:1986  
 DIN VDE 0110-1:1989  
 EN 60947-1:1991  
 EN 60947-7-1:1992  
 CURRENT - 15A  
 VOLTAGE - 300 V  
 TUV FILE NO. 20396

\* HIGH TEMP. MATERIAL WILL WITHSTAND COMPONENT EQUILIBRIUM TEMPERATURES OF 260°C FOR 3 MINUTES DURING THE SOLDERING PROCESS  
 OPERATING TEMPERATURE RANGE:  
 -40°C - 105°C

**MATERIALS:**  
 HOUSING: PBT, UL 94 V-0; STANDARD TEMP.  
 \*NYLON 46, UL 94 V-0; HIGH TEMP.  
 CONTACT: BRASS  
 PLATING: TIN, 200 MICROINCH  
 GOLD, 30 MICROINCH

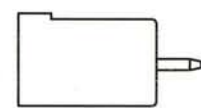
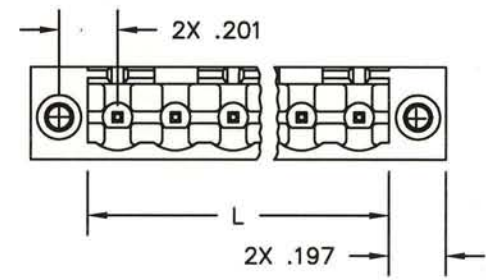
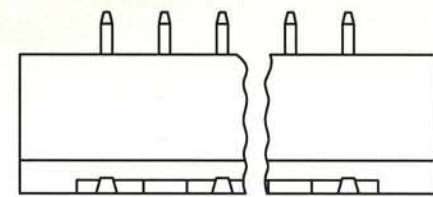
DIMENSIONS ANSI Y14.5M UNITS: INCHES ACAD FILE	TOLERANCES .XX ±.01 .XXX ±.005 ANGLES ±2°	PROJECTION 	<b>Amphenol Pcd</b> SPECIFICATION DRAWING		TITLE ELFH SERIES HEADER ASSEMBLY		
			ENGR J. WILKINSON 11/8/98				
ORIGINAL STAMPED IN RED	THIS DOCUMENT CONTAINS PROPRIETARY INFORMATION WHICH IS THE CONFIDENTIAL PROPERTY OF AMPHENOL PCD INC. PEABODY, MA		CHKD A. PATRIE 12/4/98		SIZE A	DWG NO. ELFH02110	REV I
			APPD J. CAHALY 12/11/98				

CLOSED ENDS



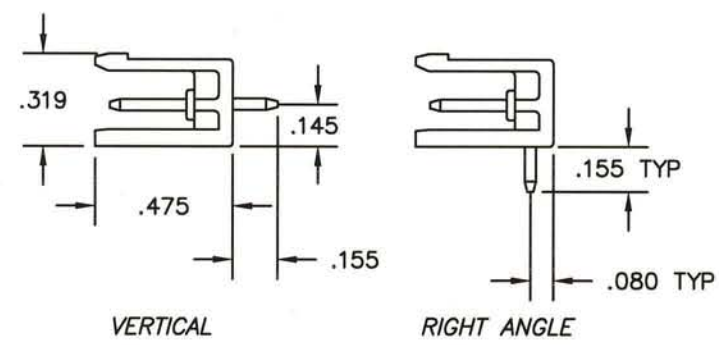
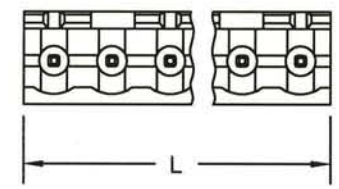
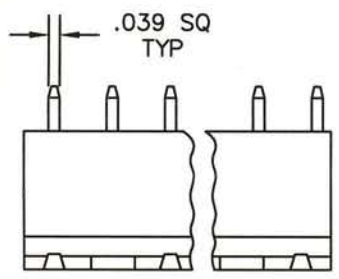
$$L = (\text{NUM OF POS} \times \text{CL SPACING}) + .006$$

MOUNTING EARS



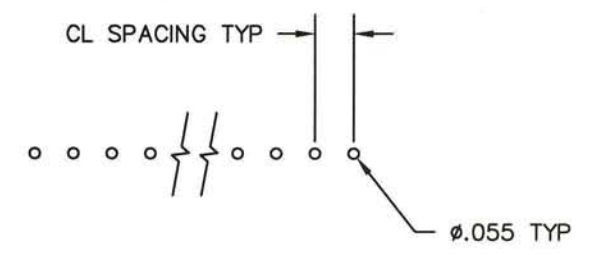
$$L = (\text{NUM OF POS} \times \text{CL SPACING}) + .006$$

OPEN ENDS



$$L = \text{NUM OF POS} \times \text{CL SPACING}$$

PRINTED CIRCUIT BOARD CONFIGURATION



RECOMMENDED PCB THICKNESS: .062±.008

SIZE	DWG NO.	REV
A	ELFH02110	I
CODE: 58982	SCALE: NONE	SHEET 2 OF 2