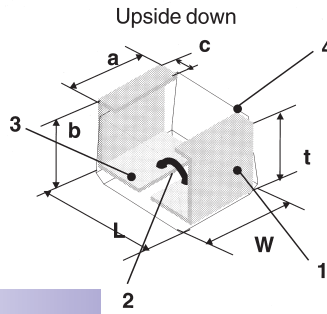



CIRCUIT PROTECTORS

MICRO FUSE CCP



STRUCTURE

- 1 External electrode
- 2 Fuse wire (Al-alloy wire)
- 3 Internal electrode (Cu, Ni plated)
- 4 Molding (epoxy resin)

IDENTIFICATION

TYPE	COATING COLOR	MARKING
CCP 2B, CCP 2E	Black	White, 2 digits

Products with Pb-free terminations meet RoHS requirements

TYPE DESIGNATION (HOW TO ORDER)

Old Part No.	CCP	2E	38			TE
New Part No. (Pb-free)	CCP	2E	38	T		TE
	PRODUCT CODE	STYLE	FUSING CURRENT	FUSING MAGNIFICATION	TERMINATION SURFACE MATERIAL	TAPING*
		2B: 1206 2E: 1210	(see below)	*Nil: 200%(2B), 250%(2E) H: 200% (2E)	T: Sn Blank: Sn/Pb	TE, BK *Please see "PACKAGING"

FEATURES

- Immediate cutting off against excessive current of circuit without generation of heat and fuming
- Excellent dimension accuracy, mountability and shock-resistance due to plastic molding
- Excellent terminal strength and solderability due to metal electrode
- Rated ambient temperature: + 70° C
- Operation temperature range: -40° C . . . +125° C
- Suitable for reflow and wave soldering
- Awarded approvals: UL 248.14 File No. E131375
c-UL (CSA) C22.2 No. 248.14 File No. E131375

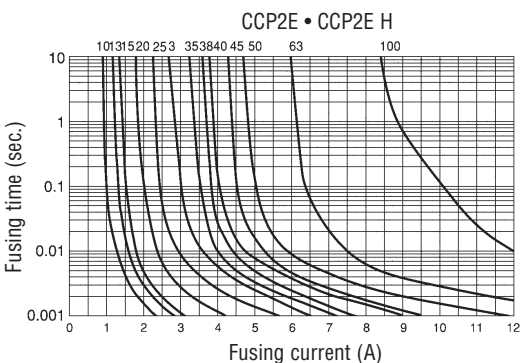
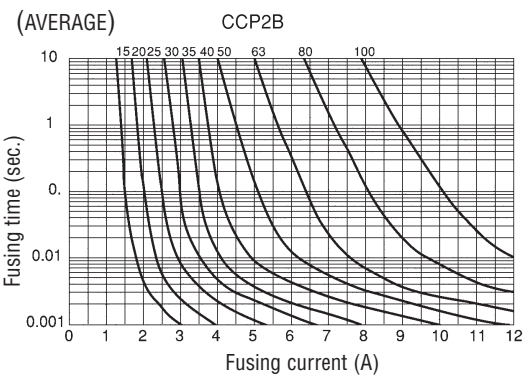
DIMENSIONS (mm)

SIZE	TYPE	L	W	t	a	b	c
1206	CCP 2B	3.2 ± 0.2	1.6 ± 0.2	1.2 ± 0.2	1.2 ± 0.1	0.8 ± 0.1	0.6 ± 0.1
1210	CCP 2E	3.2 ± 0.2	2.5 ± 0.2	2.2 ± 0.2	1.7 ± 0.1	1.9 ± 0.1	0.5 ± 0.1

RATING

SIZE	TYPE	RATED* CURRENT	FUSING CURRENT	FUSING TIME	INTERNAL RESISTANCE (MAX.)	RATED VOLTAGE
1206	CCP 2B 15	0.75 A	1.5 A	open within 1 sec at 200% rated current	150 mΩ	24 V** (40 V/76 V)
	CCP 2B 20	1.00 A	2.0 A			
	CCP 2B 25	1.25 A	2.5 A			
	CCP 2B 30	1.50 A	3.0 A			
	CCP 2B 35	1.75 A	3.5 A			
	CCP 2B 40	2.00 A	4.0 A			
	CCP 2B 50	2.50 A	5.0 A			
	CCP 2B 63	3.15 A	6.3 A			
	CCP 2B 80	4.00 A	8.0 A			
	CCP 2B 100	5.00 A	10.0 A			
1210	CCP 2E 10	0.4 A	1.0 A	open within 1 sec at 250% rated current	200 mΩ	72 V
	CCP 2E 13	0.52 A	1.3 A			
	CCP 2E 15	0.6 A	1.5 A			
	CCP 2E 20	0.8 A	2.0 A			
	CCP 2E 25	1.0 A	2.5 A			
	CCP 2E 30	1.2 A	3.0 A			
	CCP 2E 35	1.4 A	3.5 A			
	CCP 2E 38	1.5 A	3.8 A			
	CCP 2E 40	1.6 A	4.0 A			
	CCP 2E 45	1.8 A	4.5 A			
	CCP 2E 50	2.0 A	5.0 A			
	CCP 2E 63	2.5 A	6.25 A			
	CCP 2E 100	4.0 A	10.0 A			
	CCP 2E 10 H	0.50 A	1.0 A			
	CCP 2E 13 H	0.65 A	1.3 A			
	CCP 2E 15 H	0.75 A	1.5 A			
	CCP 2E 20 H	1.00 A	2.0 A			
	CCP 2E 25 H	1.25 A	2.5 A			
	CCP 2E 30 H	1.50 A	3.0 A			
	CCP 2E 35 H	1.75 A	3.5 A			
CCP 2E 38 H	1.90 A	3.8 A				
CCP 2E 40 H	2.00 A	4.0 A				
CCP 2E 45 H	2.25 A	4.5 A				
CCP 2E 50 H	2.50 A	5.0 A				
CCP 2E 63 H	3.15 A	6.3 A				

FUSING CHARACTERISTICS



* Rated current needs to be derated if part is used at a higher ambient temperature than rated.
** High rated voltage (76V: 0.75A-2A, 40V: 2.5A-4A) is also available. Please call KOA.

Specifications given herein may be changed at any time without prior notice. Please confirm technical specifications before you order and/or use.

THERMAL SENSORS
CIRCUIT PROTECTORS