

This document is the property of Amphenol Corporation and is delivered on the express condition that it is not to be disclosed, reproduced or used in whole or in part, for manufacture or sale by anyone other than Amphenol Corporation without its prior consent, and that no right is granted to disclose or to use any information in this document.

REVISIONS				
SYM	ECN	DESCRIPTION	DATE	APPROVED
A	HK	PRELIMINARY RELEASE	10/5/06	IP

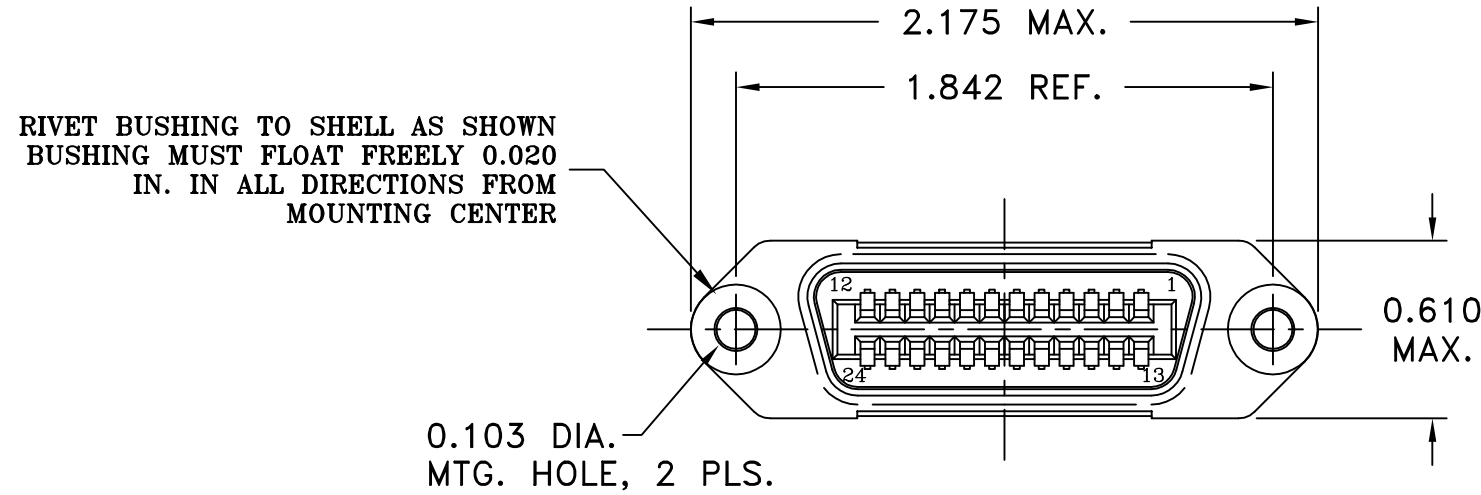
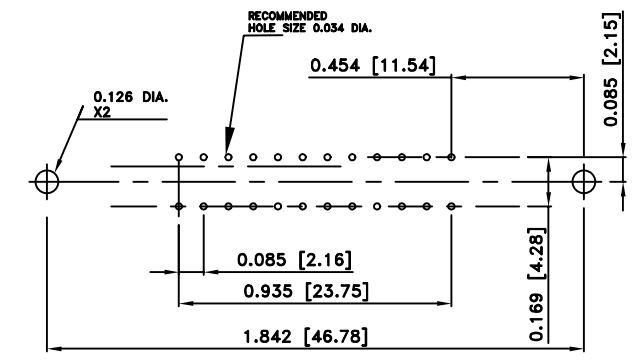
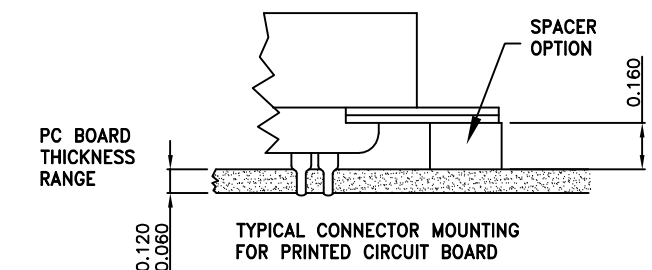
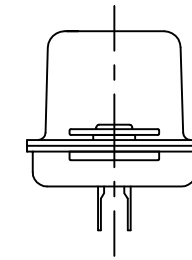
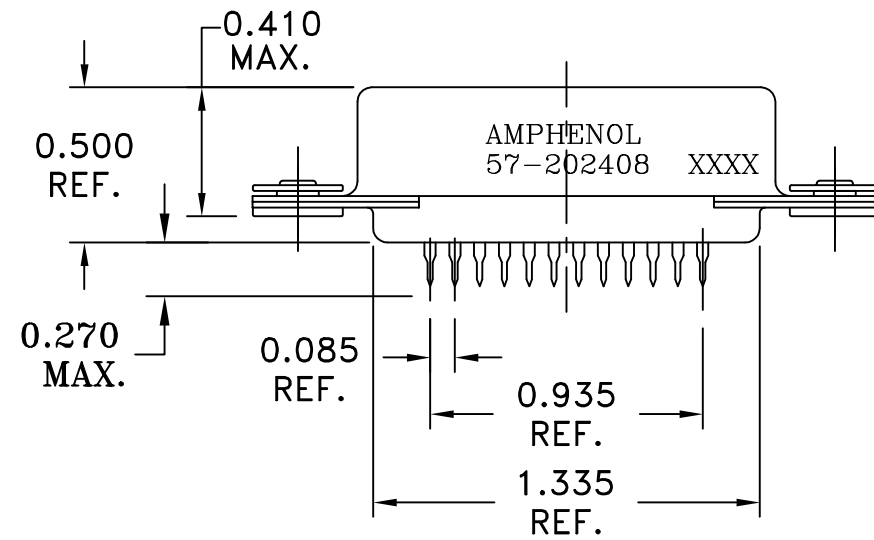


TABLE 1

CONNECTOR SIZES	AVERAGE MATING FORCE (POUNDS)
14	5
24	8
36	12
50	15
64	19



CONTACT HOLE SPACING FOR PC BOARD - RECEPTACLE
PC BOARD THICKNESS: 0.060 - 0.120"

SPECIFICATIONS:

- 1) SOLDER PCB CONTACT: 0.156" [3.96] TAIL LENGTH.
- 2) DIELECTRIC: DIALYL-PHTHALATE PER MIL-M-14F TYPE MDG UL-94V0
- 3) CONTACT MATERIAL: COPPER ALLOY
- 4) CONTACT: 20 MICRO-INCHES MIN. GOLD MATING AREA: 3-5 MICRO-INCHES GOLD TERMINAL AREA: 50 MICRO-INCHES MIN. NICKEL UNDERPLATING ALL OVER.
- 5) SHELL MATERIAL: ZINC PLATED STEEL WITH CLEAR CHROMATE COATING
- 6) CURRENT CAPACITY: 5 AMPS/CONTACT
- 7) VOLTAGE RATING: 700 VOLTS D.C. AT SEA LEVEL
200 VOLTS D.C. AT 70,000 FEET
- 8) INSULATION RESISTANCE: >5000 M OHM
- 9) DIELECTRIC WITHSTANDING VOLTAGE: 1200 VAC (RMS) AT SEA LEVEL
- 10) CONNECTOR MATING FORCE: REFER TO TABLE 1.
- 11) CONTACT RETENTION FORCE: 2 LBS MAX.
- 12) DURABILITY: 250 CYCLES MIN.
- 13) VIBRATION: NO INTERRUPTIONS < 1u SEC.
- 14) OPERATING TEMPERATURE: -55°C TO +105°C
(-67°F TO +221°F)

CUSTOMER INFORMATION DRAWING

ITEM NO	NOMENCLATURE OR DESCRIPTION	QTY REQ'D														
PARTS LIST																
UNLESS OTHERWISE SPECIFIED TOLERANCES		<table border="1"> <tr> <td>APPROVAL</td> <td>DATE</td> </tr> <tr> <td>DRAWN XS.GUO</td> <td>10/5/06</td> </tr> <tr> <td>CHECKED</td> <td></td> </tr> <tr> <td>CHECKED</td> <td></td> </tr> </table>	APPROVAL	DATE	DRAWN XS.GUO	10/5/06	CHECKED		CHECKED							
APPROVAL	DATE															
DRAWN XS.GUO	10/5/06															
CHECKED																
CHECKED																
<table border="1"> <tr> <td>.X</td> <td>+/-</td> <td>.015</td> </tr> <tr> <td>.XX</td> <td>+/-</td> <td>.010</td> </tr> <tr> <td>.XXX</td> <td>+/-</td> <td>.005</td> </tr> <tr> <td>FRACTIONS</td> <td>+/-</td> <td></td> </tr> <tr> <td>ANGLES</td> <td>+/-</td> <td>1°</td> </tr> </table>		.X	+/-	.015	.XX	+/-	.010	.XXX	+/-	.005	FRACTIONS	+/-		ANGLES	+/-	1°
.X	+/-	.015														
.XX	+/-	.010														
.XXX	+/-	.005														
FRACTIONS	+/-															
ANGLES	+/-	1°														
FOR MATERIALS AND FINISHES SEE NOTES		<table border="1"> <tr> <td colspan="2">DRAWING FILE:</td> </tr> <tr> <td colspan="2">\DRAWING\57\C5720240.DWG</td> </tr> <tr> <td colspan="2">REMOVE SHARP EDGES</td> </tr> <tr> <td colspan="2">ANGLE OF PROJECTION</td> </tr> <tr> <td colspan="2"> </td> </tr> </table>	DRAWING FILE:		\DRAWING\57\C5720240.DWG		REMOVE SHARP EDGES		ANGLE OF PROJECTION							
DRAWING FILE:																
\DRAWING\57\C5720240.DWG																
REMOVE SHARP EDGES																
ANGLE OF PROJECTION																
DIMENSIONS		<table border="1"> <tr> <td>SIZE</td> <td>DRAWING NO.</td> <td>REV.</td> </tr> <tr> <td>A3</td> <td>C57-202408</td> <td>A</td> </tr> <tr> <td>SCALE</td> <td>NONE</td> <td>SHEET 1 OF 1</td> </tr> </table>	SIZE	DRAWING NO.	REV.	A3	C57-202408	A	SCALE	NONE	SHEET 1 OF 1					
SIZE	DRAWING NO.		REV.													
A3	C57-202408	A														
SCALE	NONE	SHEET 1 OF 1														
<table border="1"> <tr> <td>U.S.</td> <td>INCHES</td> </tr> <tr> <td>-(METRIC)-</td> <td>-(MM)-</td> </tr> </table>		U.S.	INCHES	-(METRIC)-	-(MM)-											
U.S.	INCHES															
-(METRIC)-	-(MM)-															

Amphenol

TITLE
24 SIZE RECEPTACLE ASSY, RACK & PANEL MINIATURE RIBBON

SIZE A3 DRAWING NO. C57-202408 REV. A

SCALE NONE SHEET 1 OF 1