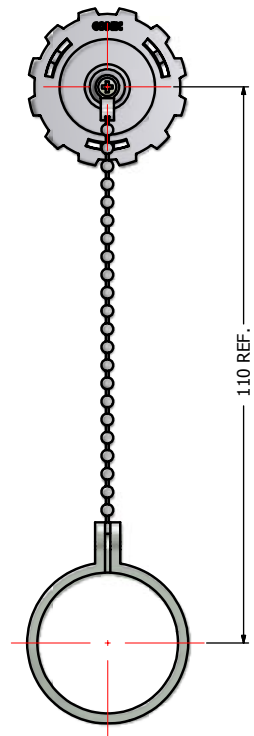
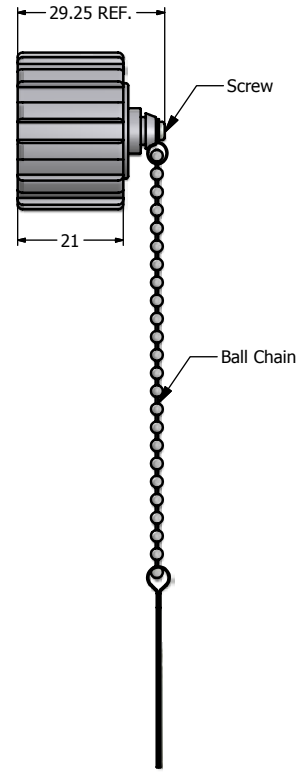

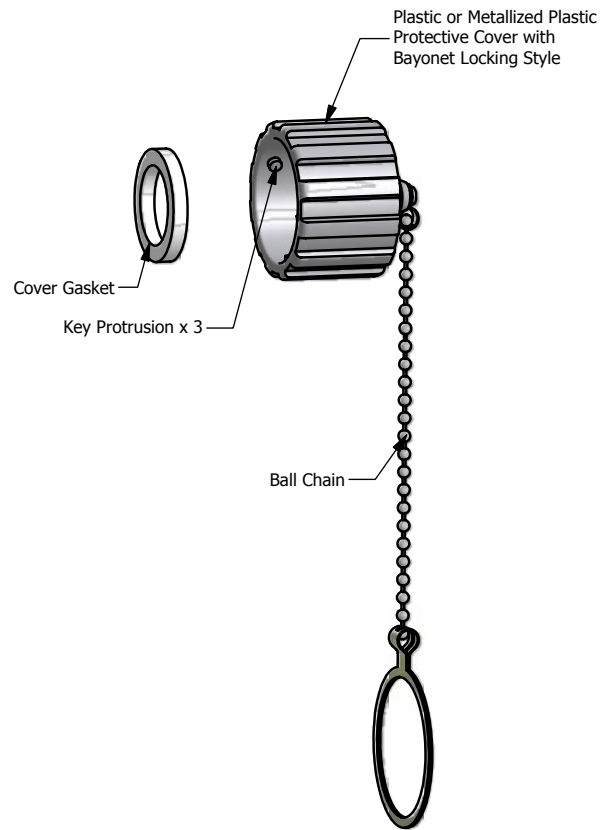


6 5 4 3 2 1



**Notes:**

1. Material and Finish:
  - Cover Coupling Ring: Polyester (Black) or metallized ABS (Nickel Plated), UL94 V-0
  - Ball Chain: Copper Alloy, Nickel Plated
  - Screw: Stainless steel, Nickel Plated
  - ⓑ - Cover Gasket: Silicone, Color: White
2. Operating Temperature: -40°C to +85°C
3. RoHS compliant

Directive 2002/95/EC  
"RoHS"  
Compliant

Version	Part Number
Plastic Version with metal ball chain	17-101710
Metallized Plastic Version with metal ball chain	17-101720

THIS DRAWING MAY NOT BE COPIED, REPRODUCED, IN ANY WAY AND MAY NOT BE PASSED ON TO A THIRD PARTY WITHOUT WRITTEN PERMISSION. OWNERSHIP AND COPYRIGHT OF CONEC CORPORATION. <b>DOT NOT ALTER CAD DRAWING BY HAND</b>	Customer:			Tolerance Unless otherwise specified			Scale: 1.5:1	Dim. in mm	
	Name	Title	Approval Date	0 PLC ±0.50	1 PLC ±0.38		Autodesk Inventor	Material: See Notes	
				2 PLC ±0.25	3 PLC ±0.10	Autodesk Inventor	Title: Protective Cover Assembly Kit Plastic or Metallized Plastic Version with metal ball chain		
				ANGLES ±3		2009			
						Draw.	Sept. 14	Vincent Ke	
						Appd.	Sept. 14	J. Chaudry	
						Norm			
						D-old			
	b		Apr/01/10	Vincent Ke					
	a	original							
Rev.	Changes	Date	Name	<b>CONEC</b> ®		Drawing No.: 17K1A136		DIN A3	
							Part No.: SEE PART NUMBER TABLE		Sheet 1/1

6 5 4 3 2 1