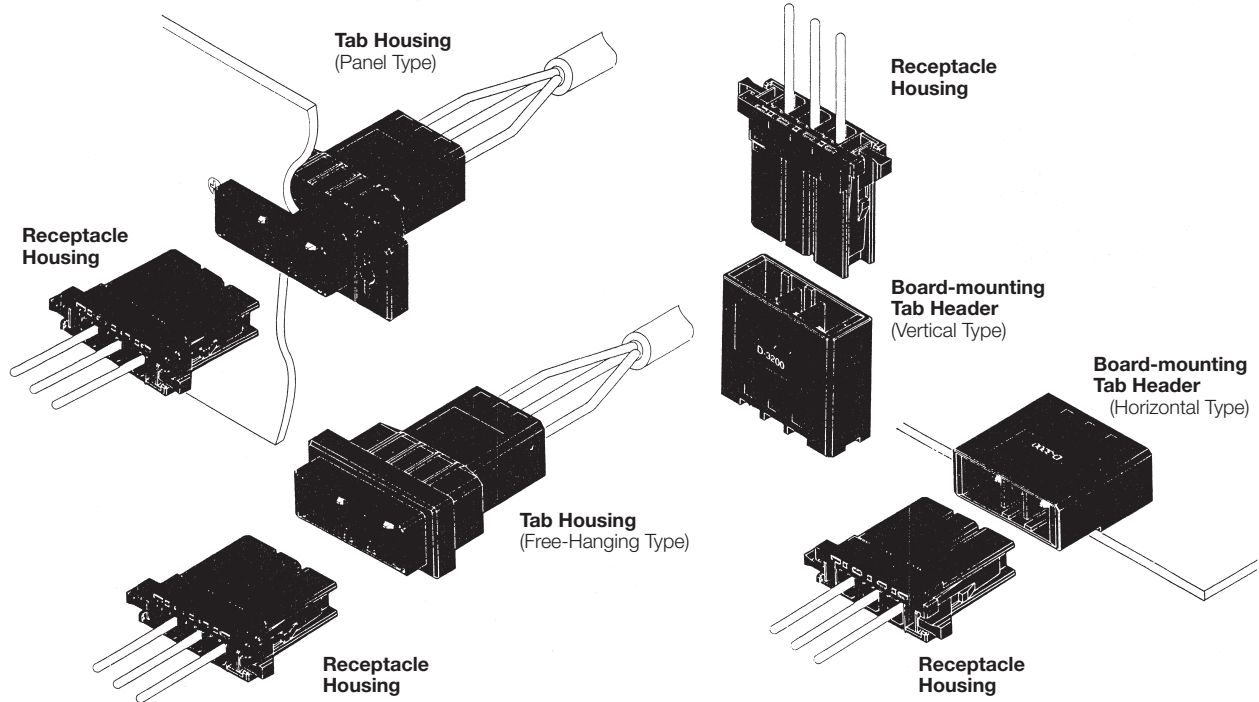


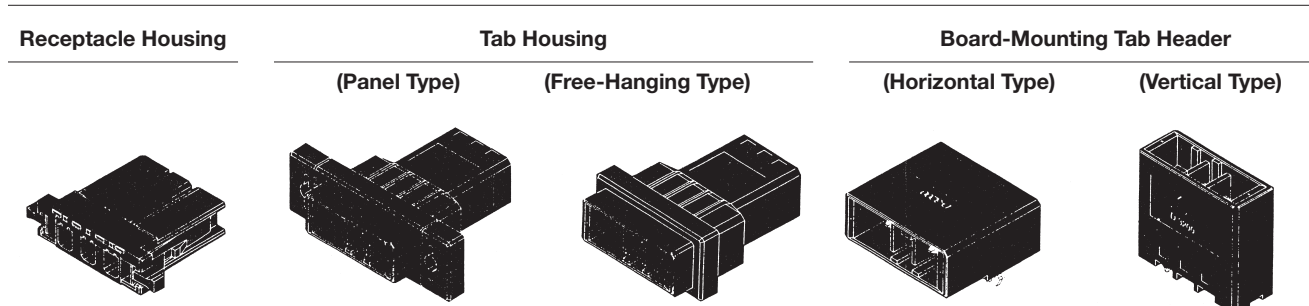
**D-3000 Series** (Continued)

**D-3200S**  
(High-Voltage Version of Standard D-3100S)

**Appearance** Board mounting pitch: Horizontal Type 200 mills (5.08 mm)  
Dielectric Withstanding Voltage: 2,200 V (for one minute)  
Voltage Rating: 600 V (per connector)



D-3000 Series



**Part Number Chart**

No. of Pos.	Keying	Receptacle Housing	Tab Housing			Board-mounting Tab Header	
			Panel Type	Free-Hanging Type	L Fitting	Horizontal Type	Vertical Type
2	X	1-178128-2	1-179553-2	1-179552-2	S	1-179276-□	1-917337-□
	Y	2-178128-2	2-179553-2	2-179552-2	S	2-179276-□	2-917337-□
3	X	1-178128-3*1	1-179553-3	1-179552-3	S	1-178138-□	1-178136-□
	Y	2-178128-3*1	2-179553-3	2-179552-3	S	2-178138-□	2-178136-□
	Z	3-178128-3*1	—	—	S	—	3-178136-5**
4	X	1-178128-4	1-179553-4	1-179552-4	S	1-179277-□	1-917338-□
	Y	2-178128-4	2-179553-4	2-179552-4	S	2-179277-□	2-917338-□
5	X	1-178128-5*1	Use 2-row 6 position D-3200M, in place 5 and 6 position Panel and Free-hanging Types.			1-316130-□	1-316132-□
	Y	2-178128-5*1				2-316130-□	2-316132-□
6	X	1-178128-6*1				1-316131-□	1-316133-□
	Y	2-178128-6*1				2-316131-□	2-316133-□

Note: Enter the following plating codes in -□ after Part Numbers:  
-2 = 0.38µm thick gold plating, -3 = 0.76µm thick gold plating,  
-5 = Tin plating

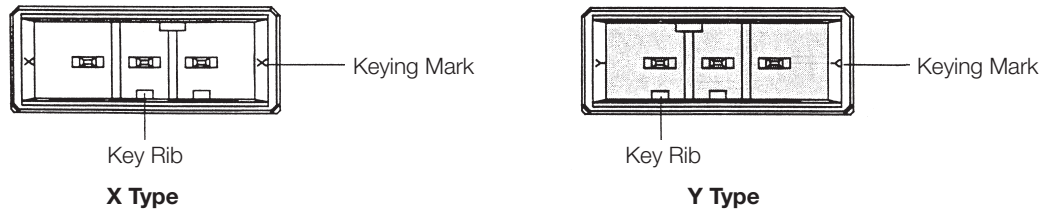
\*1 can also be used in modular configuration with D-3200M Tab Housing and Tab Header.  
\*\* Tin plating Only.

**D-3000 Series** (Continued)

**D-3200S**  
(High-Voltage Version of  
Standard D-3100S) (Continued)

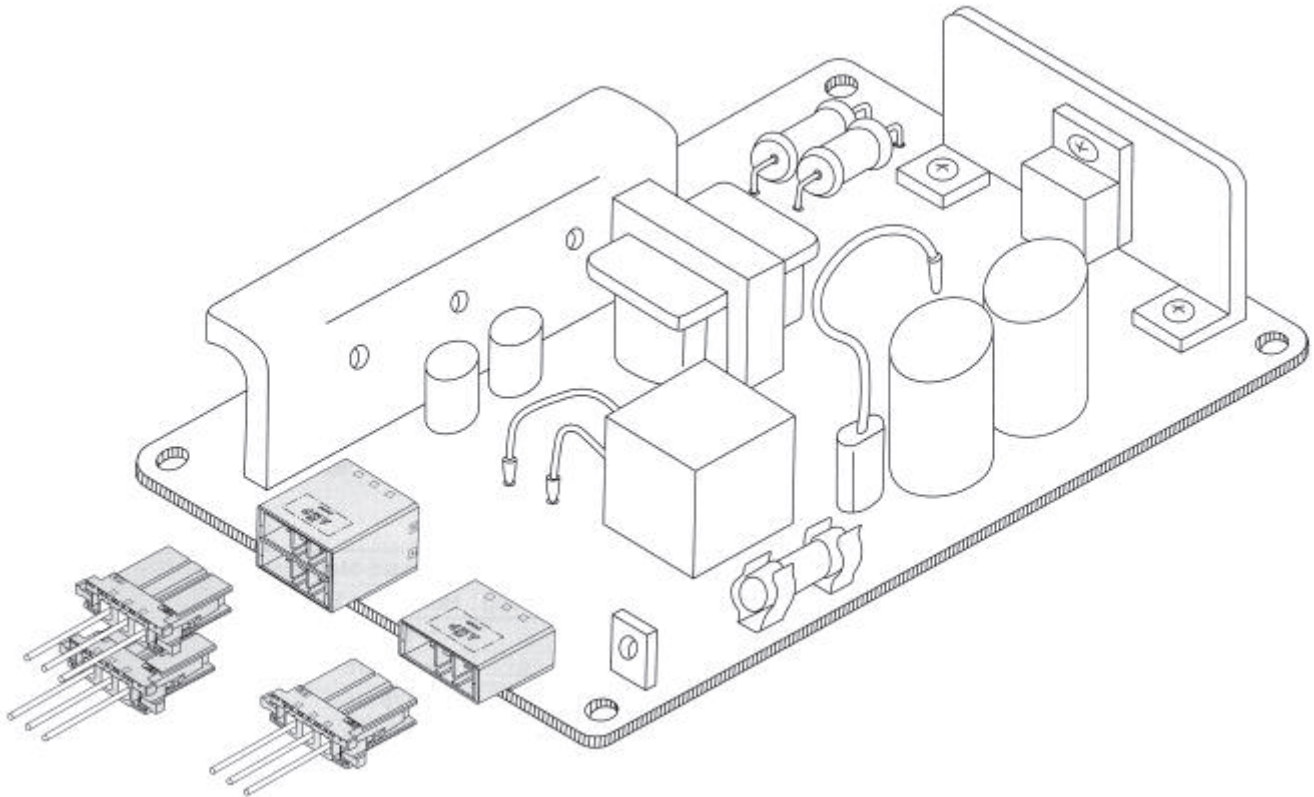
**Keying**

This product (D-3200S) is provided with keying to help prevent mismatching of the connector halves. Keying is available in two types – X Type and Y Type . (Shown below is the mating surface of Tab Header.)



**Applications**

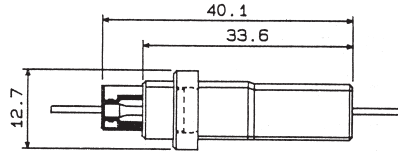
Switching regulator-Typical Applications



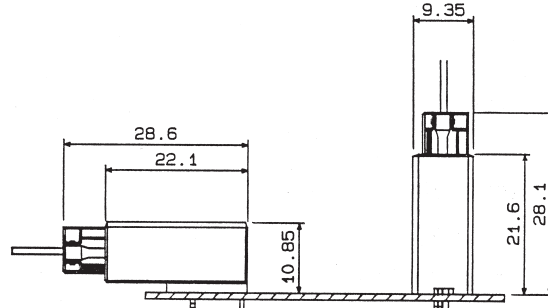
**D-3000 Series** (Continued)

**D-3200S**  
(High-Voltage Version of  
Standard D-3100S) (Continued)

**Mating Dimensions**

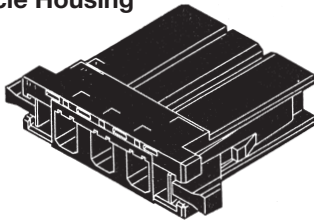


Panel/Free-Hanging Type



Horizontal/Vertical Type

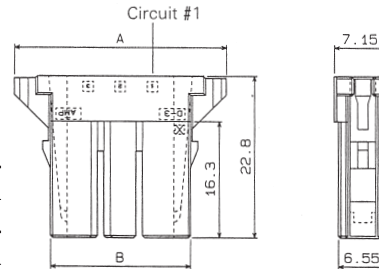
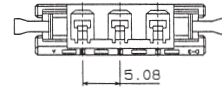
**External Dimensions**  
Receptacle Housing



**Mating Tab Connector**

Part Number:

- 179553-□      □-316131-□
- 179552-□      □-917337-□
- 179276-□      □-178136-□
- 178138-□      □-917338-□
- 179277-□      □-316132-□
- 316130-□      □-316133-□



5-and 6-position receptacle housings differ slightly in shape with each other. Check with diagram.

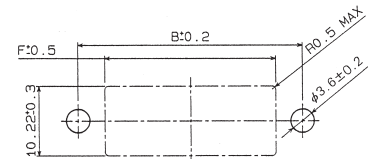
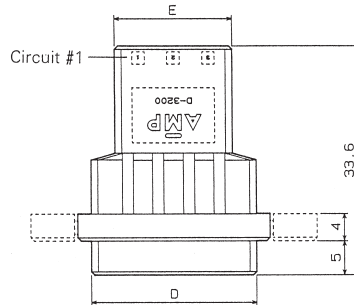
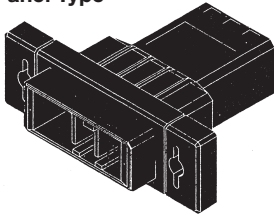
No. of Pos.	Part Number	Dimensions	
		A	B
2	□-178128-2	24.62	14.16
3	□-178128-3	29.7	19.24
4	□-178128-4	34.78	24.32
5	□-178128-5	39.86	29.4
6	□-178128-6	44.94	34.48

**Tab Housing**

**Mating Receptacle Housing**  
Part Number:

- 178128-□

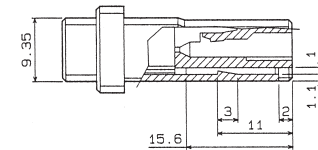
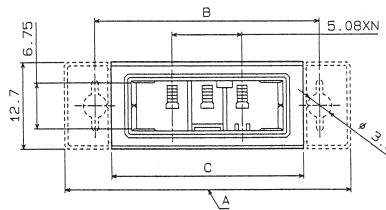
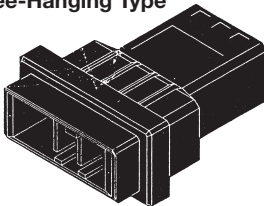
**Panel Type**



**Panel Cutout**

When mounting panel from the front, apply clamping torque of less than 49N [11 lbf].

**Free-Hanging Type**



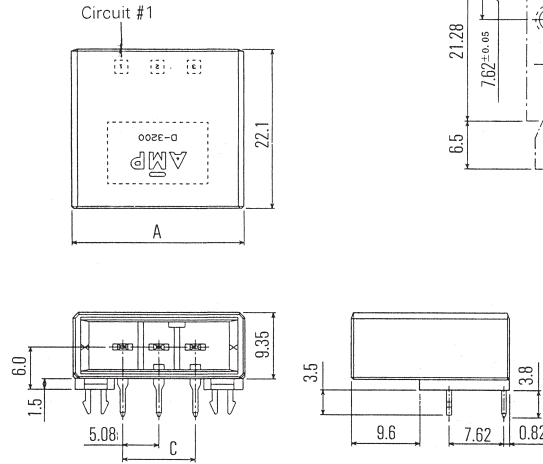
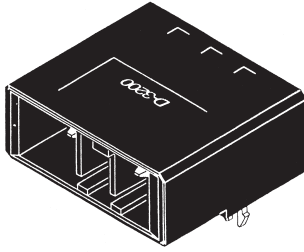
No. of Pos.	Part Number		Dimensions					
	Panel Type	Free-Hanging Type	A	B	C	D	E	F
2	□-179553-2	□-179552-2	36.83	28	23.03	19.08	12.08	20
3	□-179553-3	□-179552-3	41.91	33	28.11	24.16	17.16	25
4	□-179553-4	□-179552-4	46.99	38	33.19	29.24	22.24	30

**D-3000 Series** (Continued)

**D-3200S**  
(High-Voltage Version of  
Standard D-3100S) (Continued)

**Board-mounting Tab Header (Horizontal Type)**

Mating Receptacle Housing  
Part Number:  
□-178128-□

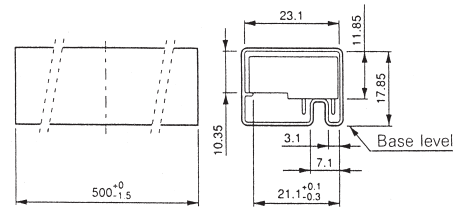


**PC Board Layout**  
Acceptable Board Thickness:  
1.6-2.4±0.1

Solder tine section is 0.64 sq.

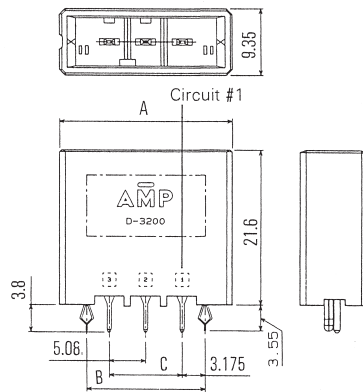
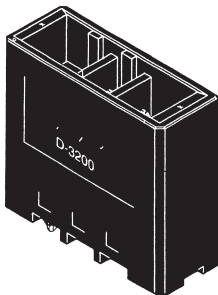
No. of Pos.	Part Number	Dimensions		
		A	B	C
2	□-179276-□	19.08	12.7	5.08
3	□-178138-□	24.16	17.78	10.16
4	□-179277-□	29.24	22.86	15.24
5	□-316130-□	34.32	27.84	20.32
6	□-316131-□	39.4	33.02	25.4

**Tube Package Dimensions (Ref.)**



**Board-mounting Tab Header (Vertical Type)**

Mating Receptacle Housing  
Part Number:  
□-178128-□

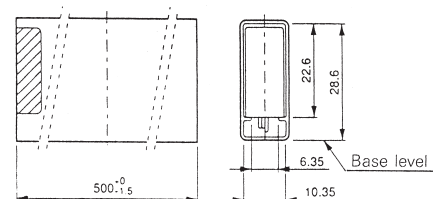


**PC Board Layout**  
Acceptable Board Thickness:  
1.6-2.4±0.1

Solder tine section is 0.64 sq.

No. of Pos.	Part Number	Dimensions		
		A	B	C
2	□-917337-□	19.08	11.43	5.08
3	□-178136-□	24.16	16.51	10.16
4	□-917338-□	29.24	21.59	15.24
5	□-316132-□	34.32	26.67	20.32
6	□-316133-□	39.4	31.75	25.4

**Tube Package Dimensions (Ref.)**




**D-3000 Series** (Continued)

**D-3200S SMT Type**

**Receptacle Housing and Board Mount Tab Header**

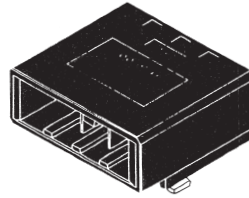
**Appearance** Dielectric Withstanding Voltage: 2,200 V (1 min.)  
Voltage Rating: 600 V (when one connector is used)

**Receptacle Housing**



**Board-Mounting Tab Header**

**(Horizontal Type)**



Receptacle Contact.....For each line of contacts, refer to the appropriate page.

No. of Positions	Keying	Part Number of Receptacle Housing*	Part Number of Board-Mount Tab Header
			Horizontal Type
2	X	<b>1-178128-2</b>	—
3	X	<b>1-178128-3</b>	<b>1-917389-□</b>
4	X	<b>1-178128-4</b>	—
5	X	<b>1-178128-5</b>	—
6	X	<b>1-178128-6</b>	—

Note: Enter the following plating codes in Part Number suffix-□. Gold plating only for SMT Type.

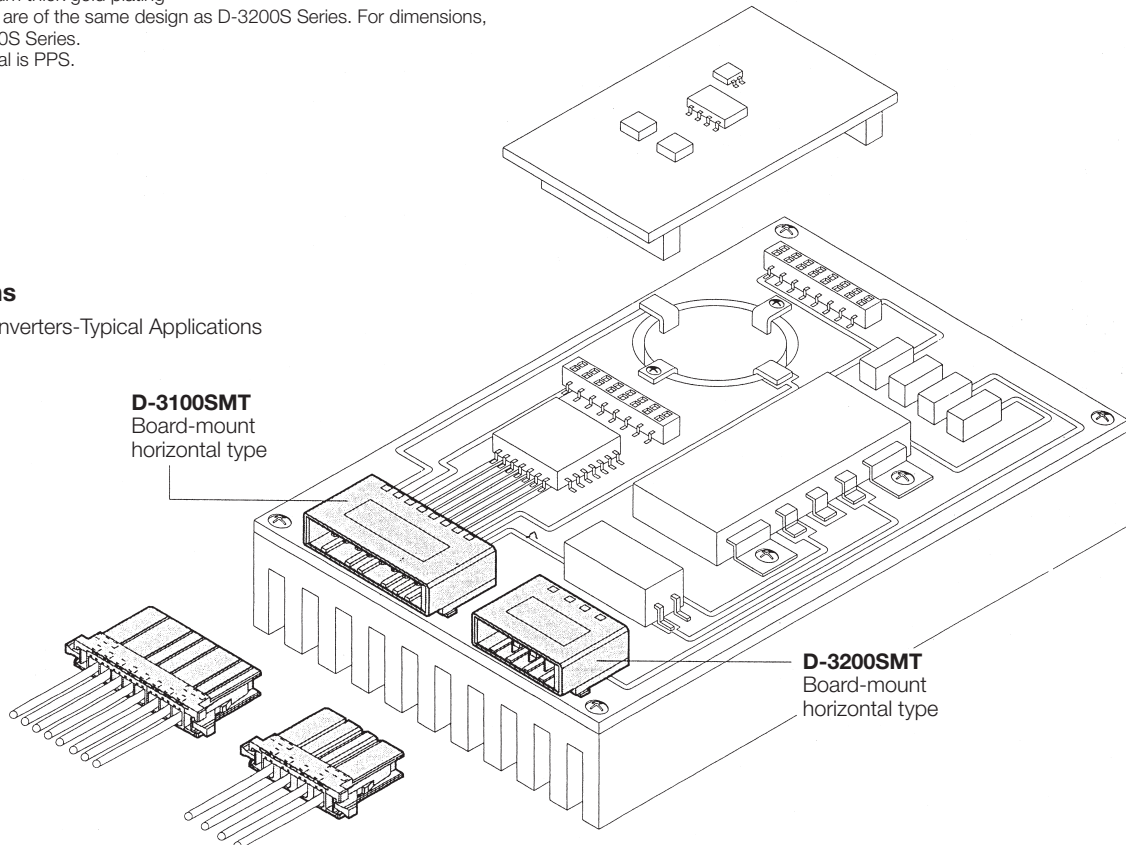
-2 = 0.38µm thick gold plating,

-3 = 0.76µm thick gold plating

\*Part Numbers are of the same design as D-3200S Series. For dimensions, refer to D-3200S Series. Header material is PPS.

**Applications**

Servomotors/Inverters-Typical Applications

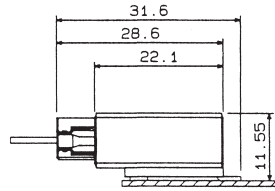


D-3000 Series

**D-3000 Series** (Continued)

**D-3200S SMT Type** (Continued)

**Mating Dimensions**

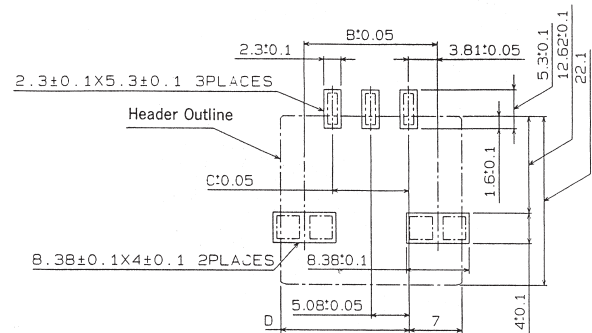
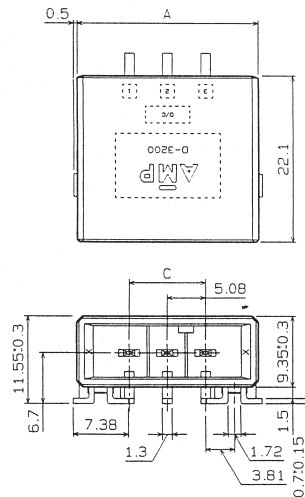
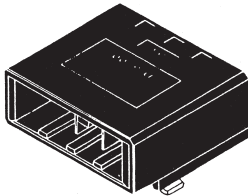


**Horizontal Type**

**External Dimensions**

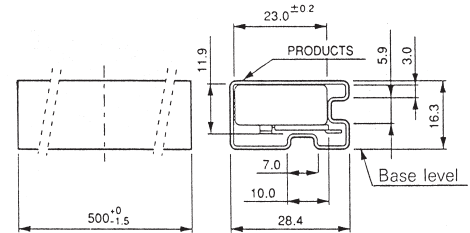
**Board-mount Tab Header (Horizontal Type)**

**Mating Receptacle Housing**  
**Part Number:**  
**1-178128-3**



**PC Board Layout**

**Tube Package Dimensions (Ref.)**



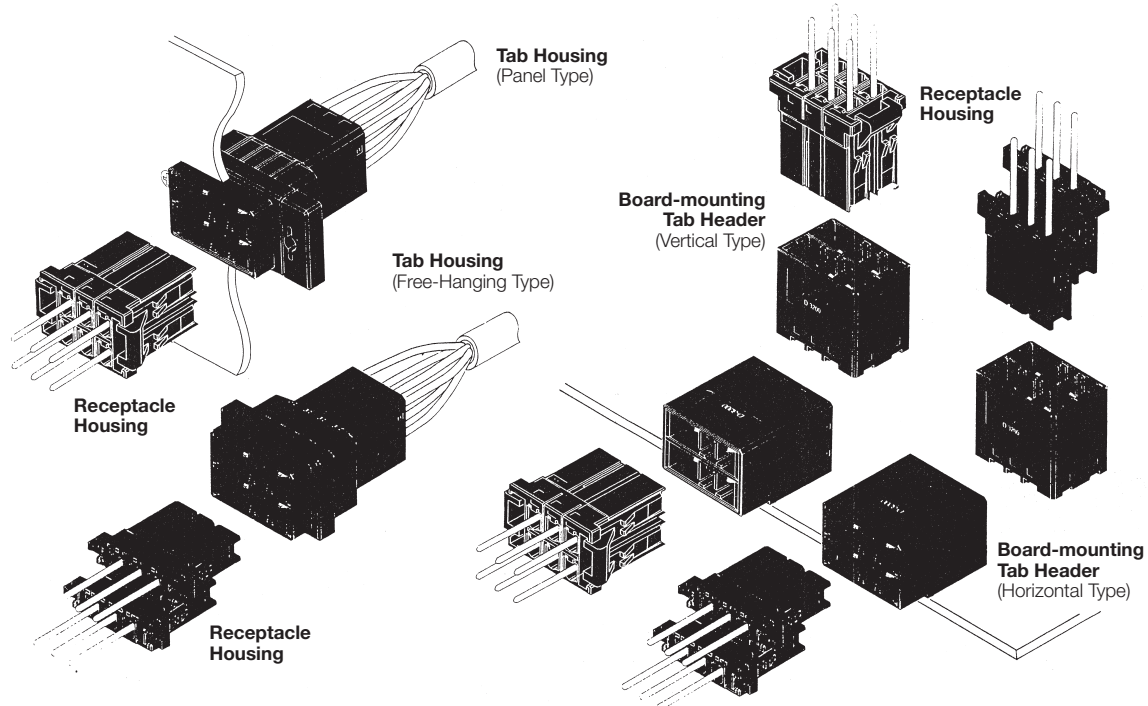
No. of Pos.	Part Number of Tab Header	Dimensions			
		A	B	C	D
3	1-917389-□	24.16	17.78	10.16	17.16



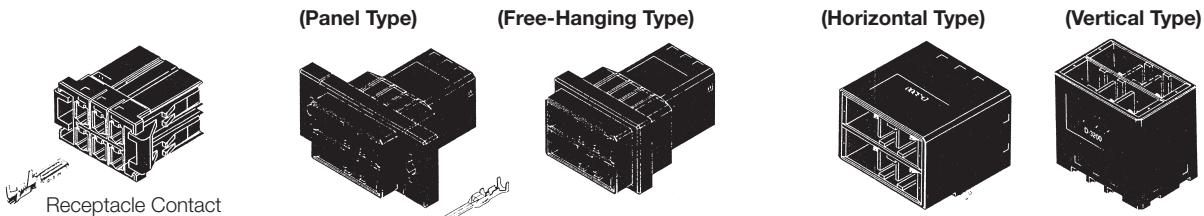
**D-3000 Series** (Continued)

**D-3200M — Modular Type**

**Appearance** Connectors can be used in modular configurations in combination with D-3200S. Ideally suited for allocation of power circuits.  
 Board mounting pitch: Horizontal Type 200 x 200 mils (5.08 x 5.08 mm)  
 Vertical Type 200 x 300 mils (5.08 x 7.62 mm)  
 Dielectric Withstanding Voltage: 2,200 V (for one minute)  
 Voltage Rating: 600 V (per connector)



**Receptacle Housing      Tab Housing      Board-mounting Tab Header**



Tab Contact.....For each line of contacts, refer to the appropriate page.

**Part Number Chart**

No. of Pos.	Keying	Receptacle Housing	Tab Housing*			Board-Mounting Tab Header*	
			Panel Type	Free-Hanging Type	L Fitting	Horizontal Type	Vertical Type
6	XX	1-178129-6	1-179555-3	1-179554-3	S	1-178139-□	1-178140-□
	YY	2-178129-6	2-179555-3	2-179554-3	S	2-178139-□	2-178140-□
	XY	3-178129-6	3-179555-3	3-179554-3	S	3-178139-□	3-178140-□
	ZZ	—	—	—	S	5-178139-5**	—
	ZX	—	—	—	S	6-178139-5**	—
10	XX	1-917659-5	—	—	—	1-316080-□	1-917657-□
	YY	2-917659-5	—	—	—	2-316080-□	2-917657-□
	XY	3-917659-5	—	—	—	3-316080-□	3-917657-□
12	XX	1-917659-6	1-179555-6	1-179554-6	—	1-316081-□	1-917658-□
	YY	2-917659-6	2-179555-6	2-179554-6	—	2-316081-□	2-917658-□
	XY	3-917659-6	3-179555-6	3-179554-6	—	3-316081-□	3-917658-□
20	XX	1-917659-8	1-179555-8	—	—	—	—

Note: Enter the following plating codes in -□ after Part Numbers: -2 = 0.38µm thick gold plating, -3 = 0.76µm thick gold plating, -5 = Tin plating

\*Can also be used in Drawer connector in combination with D-3200M Drawer Type.

\*\*Receptacle shall be used in combination of X keying and Z keying of 3 pos. D-3200S.

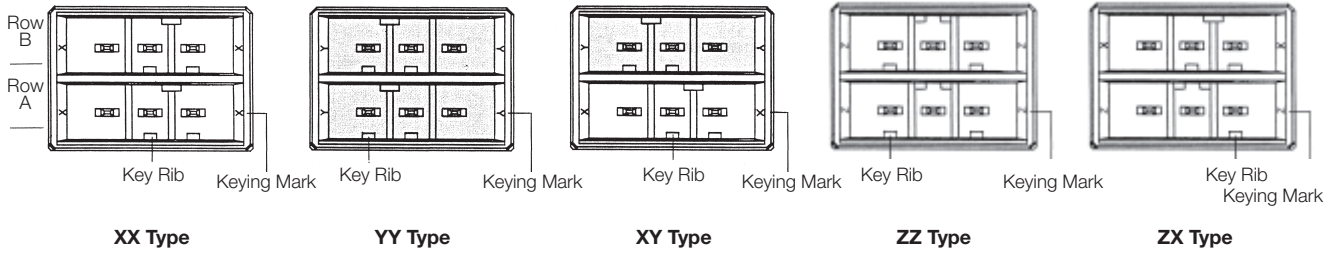
**D-3000 Series** (Continued)

**D-3200M — Modular Type**

(Continued)

**Keying**

This product (D-3200M) is provided with keying to help prevent mismatching of the connector halves. Keying is available in three types —XX Type, YY Type and XY Type. (Shown below is the mating surface of Tab Header.) ZZ type and ZX type keying are also available for 6 pos.



**Table of Mating Combinations**

Receptacle Housing		Tab Housing		Board-mounting Tab Header	
1 Row 3 Positions (D-3200S) 	X Type		1 Row, (D-3200S) Panel Type	X Type Panel Type	1 Row, (D-3200S) Horizontal Type
	Y Type		Free-Hanging Type	Y Type Panel Type	Vertical Type
2 Rows 6 Positions 	XX Type		2 Rows Panel Type	XX Type Panel Type	2 Rows Horizontal Type
	YY Type		Free-Hanging Type	YY Type Panel Type	Vertical Type
	XY Type		Free-Hanging Type	XY Type Panel Type	Vertical Type

The housing with asterisk (\*) same as D-3200S Series.

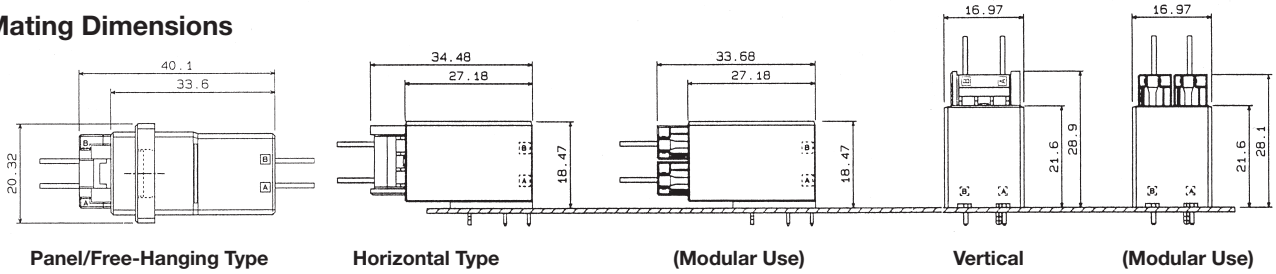


**D-3000 Series** (Continued)

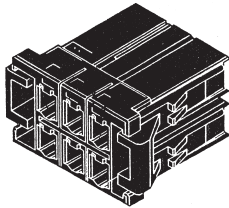
**D-3200M — Modular Type**

(Continued)

**Mating Dimensions**

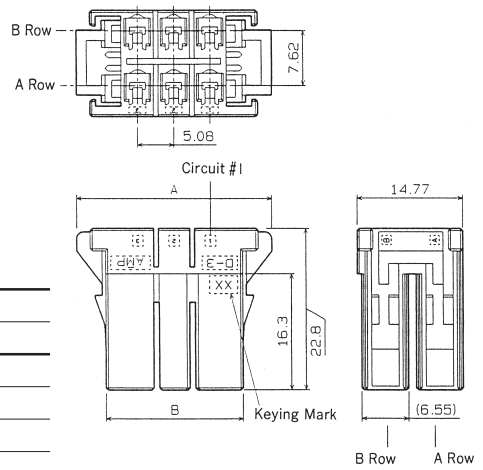


**External Dimensions Receptacle Housing**



**Mating Receptacle Housing Part Number:**

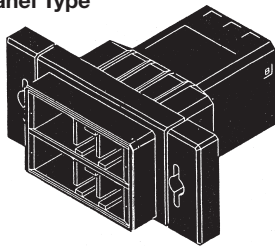
- 178139-□    □-917657-□
- 316080-□    □-917658-□
- 316081-□    □-179555-□
- 178140-□    □-179554-□



No. of Pos.	Part Number	Dimensions	
		A	B
6	□-178129-6	27.3	19.24
10	□-917659-5	37.46	29.4
12	□-917659-6	42.54	34.48
20	□-917659-8	62.86	54.8

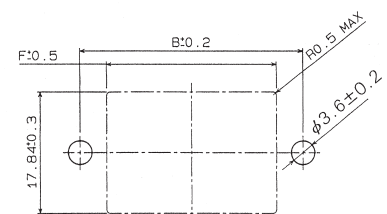
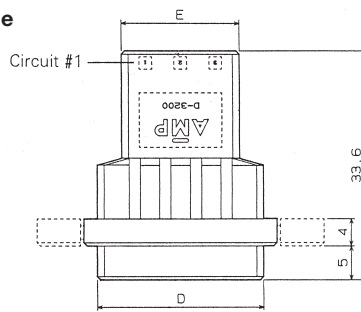
**Tab Housing**

**Panel Type**



**Mating Receptacle Housing Part Number:**

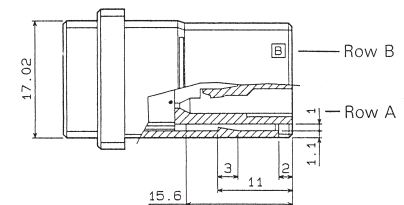
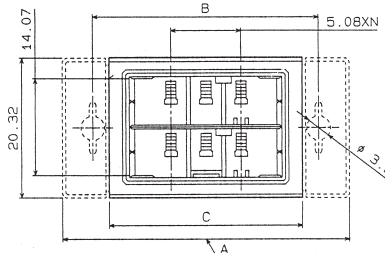
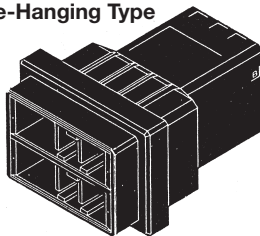
- 178129-□
- 917659-□



**Panel Cutout**

When mounting panel from the front, apply clamping torque of less than 49N [11 lbf].

**Free-Hanging Type**



No. of Pos.	Part Number		Dimensions					
	Panel Type	Free-Hanging Type	A	B	C	D	E	F
6	□-179555-3	□-179554-3	41.91	33	28.11	24.16	17.16	25
12	□-179555-6	□-179554-6	57.91	49	43.35	39.4	32.4	41
20	□-179555-8	—	78.23	70	—	59.72	52.72	61

**D-3000 Series** (Continued)

**D-3200M — Modular Type**

(Continued)

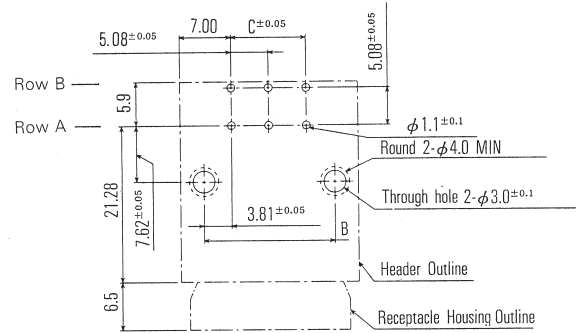
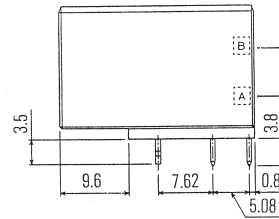
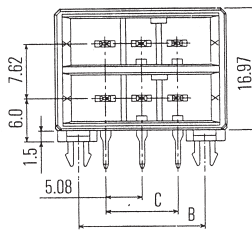
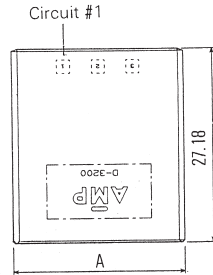
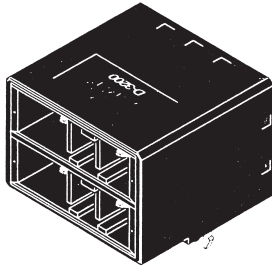
**Board-mounting Tab Header (Horizontal Type)**

**Mating Receptacle Housing**

**Part Number:**

□-178129-□

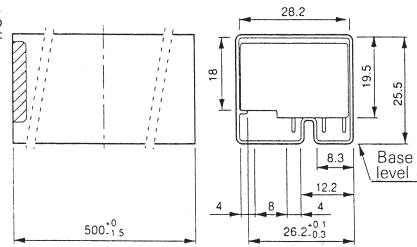
□-917659-□



**PC Board Layout**

Acceptable Board Thickness:  
1.6-2.4±0.1

**Tube Package Dimensions (Ref.)**



No. of Pos.	Part Number	Dimensions		
		A	B	C
6	□-178139-□	24.16	17.78	10.16
10	□-316080-□	34.32	27.94	20.32
12	□-316081-□	39.4	33.02	25.4

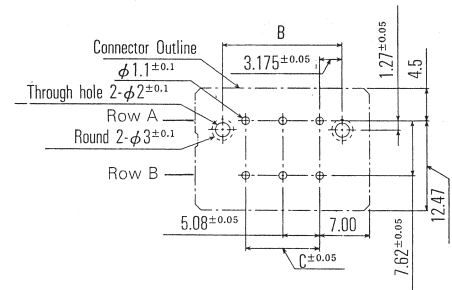

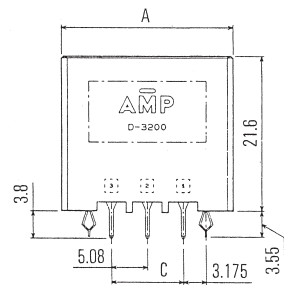
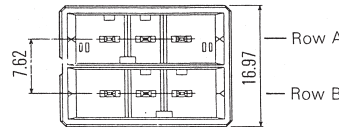

**Board-mounting Tab Header (Vertical Type)**

**Mating Receptacle Housing**

**Part Number:**

□-178129-□

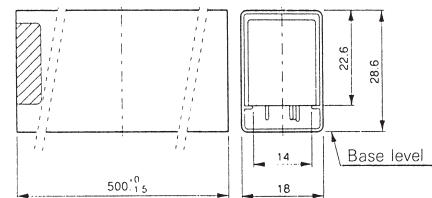
□-917659-□



**PC Board Layout**

Acceptable Board Thickness:  
1.6-2.4±0.1

**Tube Package Dimensions (Ref.)**



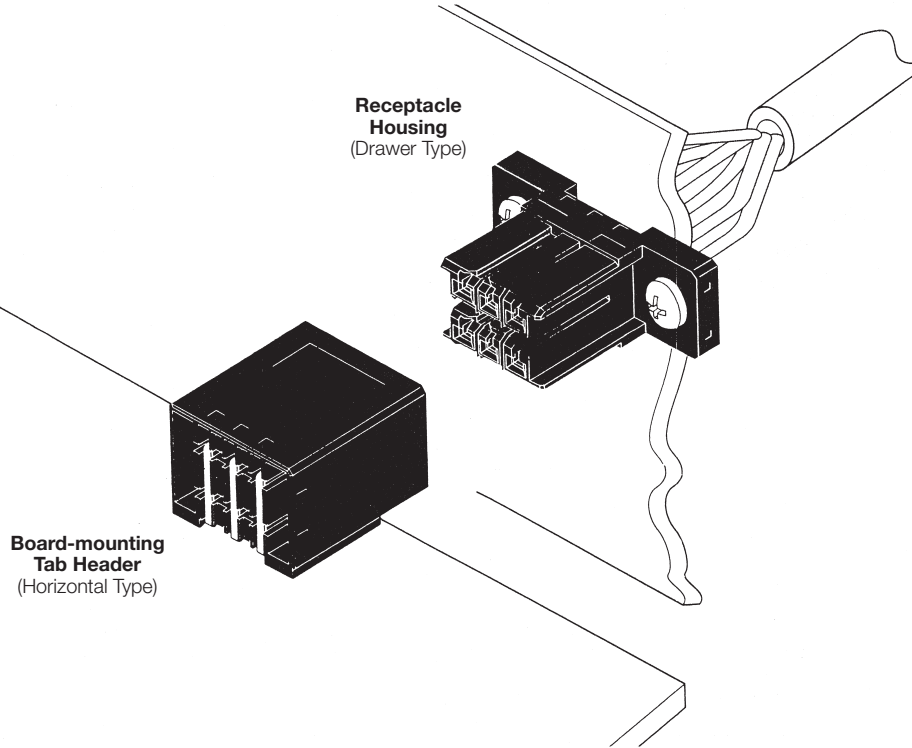
No. of Pos.	Part Number	Dimensions		
		A	B	C
6	□-178140-□	24.16	16.51	10.16
10	□-917657-□	34.32	26.67	20.32
12	□-917658-□	39.4	31.75	25.4

**D-3000 Series** (Continued)

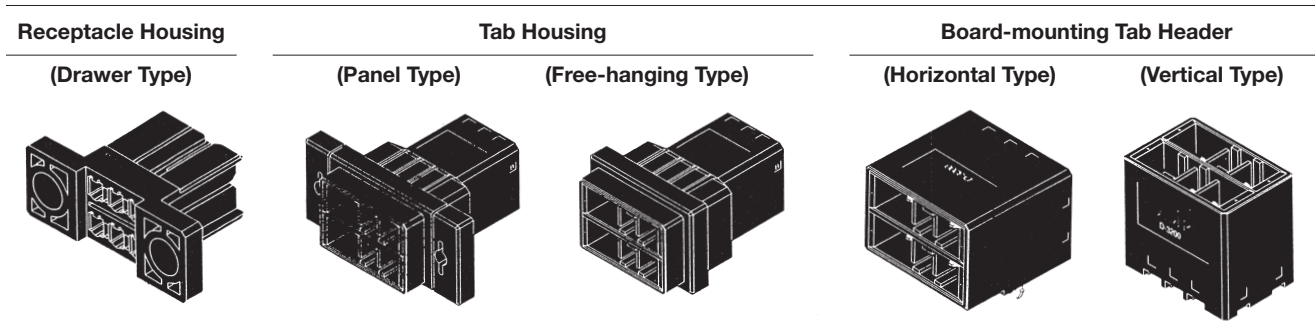
**D-3200M — Drawer Type**

**Appearance**

Board mounting pitch: Horizontal Type 200 x 200 mils (5.08 x 5.08 mm)  
 Vertical Type 200 x 300 mils (5.08 x 7.62 mm)  
 Dielectric Withstanding Voltage: 2,200 V (for one minute) Voltage Rating: 600 V (per connector)



D-3000 Series



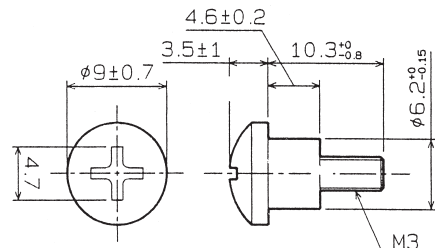
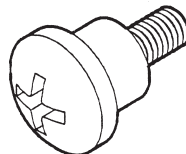
**Part Number Chart**

No. of Pos.	Keying	Receptacle Housing (Drawer Type)	Tab Housing*		Board-mounting Tab Header*	
			Panel Type	Free-Hanging Type	Horizontal Type	Vertical Type
6	XX	1-917266-3	1-179555-3	1-179554-3	1-178139-□	1-178140-□
	YY	—	2-179555-3	2-179554-3	2-178139-□	2-178140-□
	XY	—	3-179555-3	3-179554-3	3-178139-□	3-178140-□

Note: Enter the following plating codes in -□ after Part Numbers:  
 -2 = 0.38µm thick gold plating, -3 = 0.76µm thick gold plating,  
 -5 = Tin plating

**Panel Mounting Screw**

Part Number
900167-1

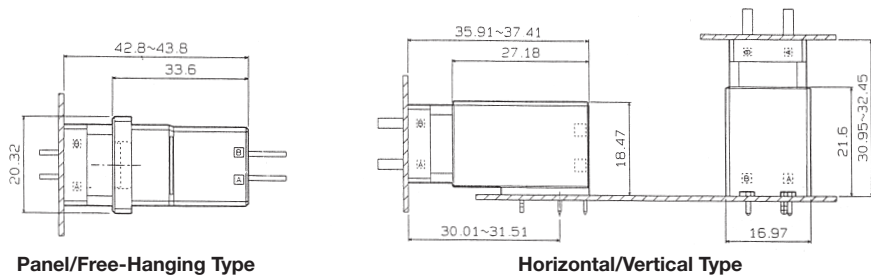


**D-3000 Series** (Continued)

**D-3200M — Drawer Type**

(Continued)

**Mating Dimensions**



**External Dimensions**

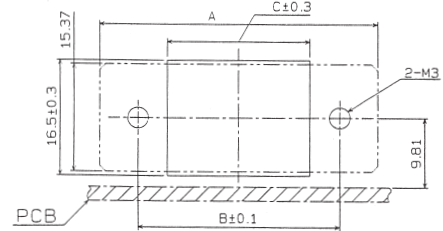
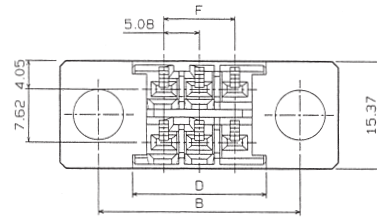
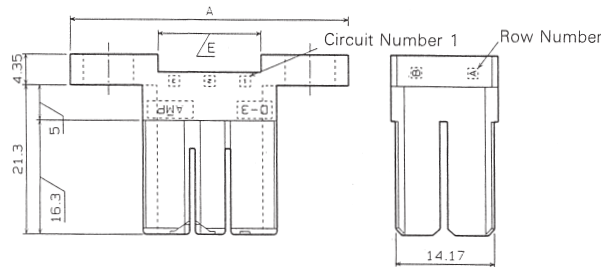
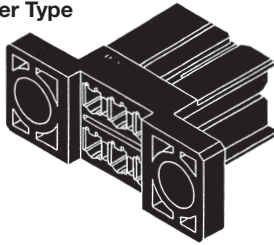
**Receptacle Housing**

**Mating Tab Connector**

**Part Number:**

- 179555-□
- 179554-□
- 178139-□
- 178140-□

**Drawer Type**



No. of Pos.	Part Number	Dimensions					
		A	B	C	D	E	F
6	□-917266-3	40	29	20.5	19.24	14.76	10.16

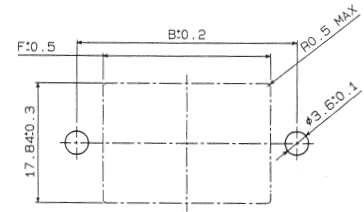
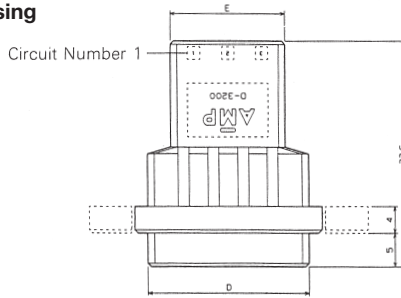
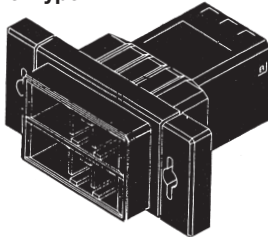
**Tab Housing**

**Mating Receptacle Housing**

**Part Number:**

- 917266-□

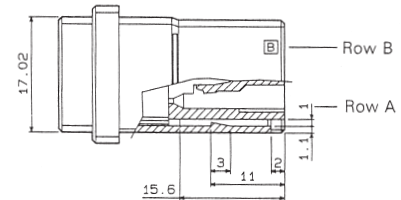
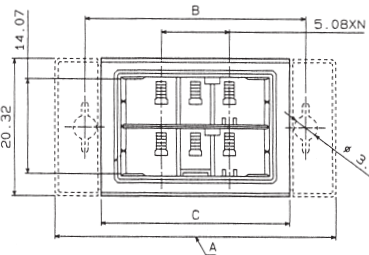
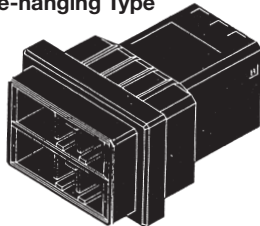
**Panel Type**



**Panel Cutout**

When mounting panel from the front, apply clamping torque of less than 49N [11 lbf].

**Free-hanging Type**



No. of Pos.	Part Number		Dimensions					
	Panel Type	Free-hanging Type	A	B	C	D	E	F
6	□-179555-3	□-179554-3	41.91	33	28.11	24.16	17.16	25

**D-3000 Series** (Continued)

**D-3200M — Drawer Type**

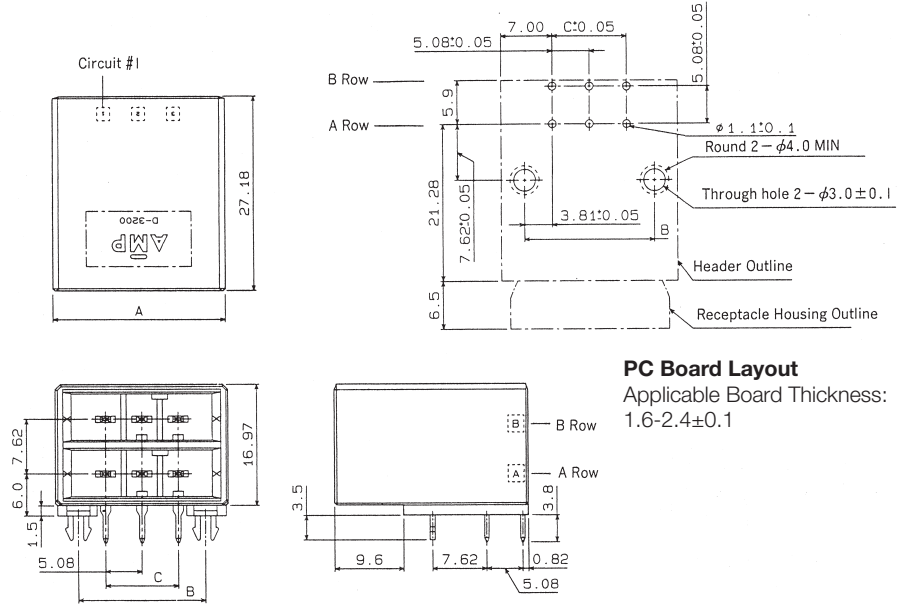
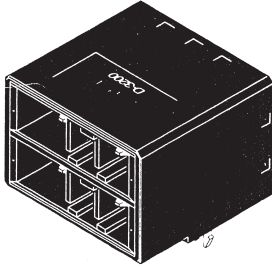
(Continued)

**Board-mounting Tab Header (Horizontal Type)**

**Mating Receptacle Housing**

**Part Number:**

□-917266-□



**PC Board Layout**  
Applicable Board Thickness:  
1.6-2.4±0.1

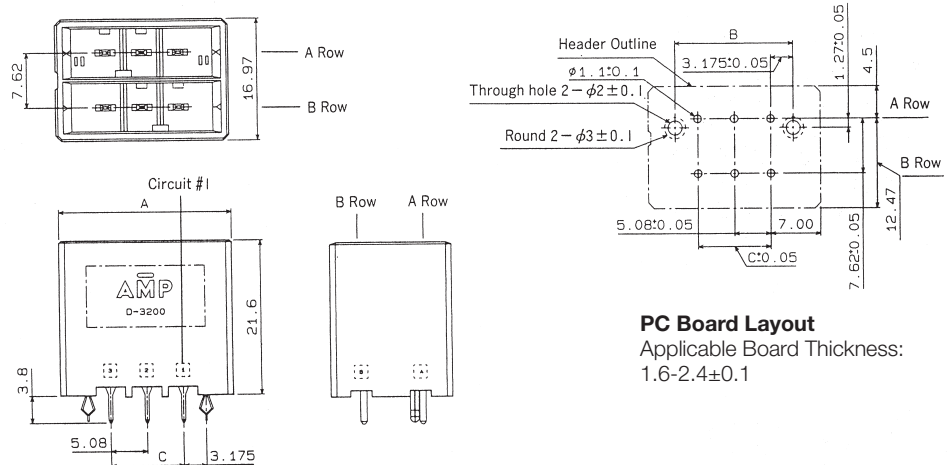

No. of Pos.	Part Number	Dimensions		
		A	B	C
6	□-178139-□	24.16	17.78	10.16

**Board-mounting Tab Header (Vertical Type)**

**Mating Receptacle Housing**

**Part Number:**

□-917266-□



**PC Board Layout**  
Applicable Board Thickness:  
1.6-2.4±0.1

No. of Pos.	Part Number	Dimensions		
		A	B	C
6	□-178140-□	24.16	16.51	10.16

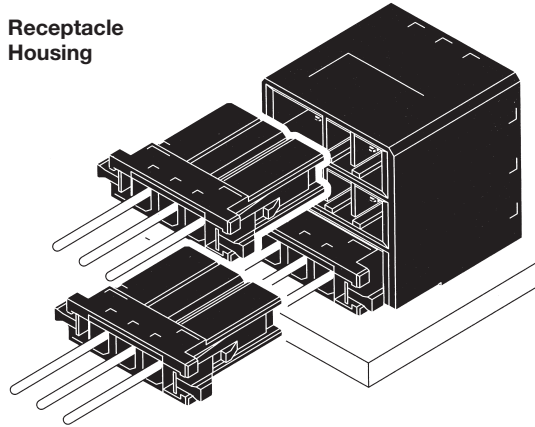
D-3000 Series



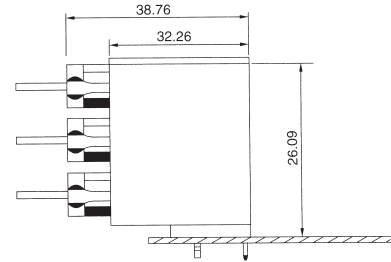
**D-3000 Series** (Continued)

**D-3200T — 3-Row Type**

**Appearance** Board-mounting pitch: Horizontal Type 200 x 200mils (5.08 x 5.08mm)  
Dielectric Withstanding Voltage: 2,200 V (for one minute) Voltage Rating: 600 V (per connector)



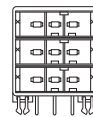
**Mating Dimensions**



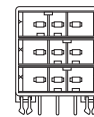
Horizontal Type

**Keying**

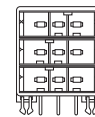
This product (D-3200T) is provided with keying to help prevent mismatching of the connector halves. Keying is available in four types-XXX Type, XXY Type, YYX Type and XYX Type. (Shown below is the mating surface of Tab Header.)



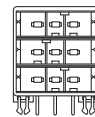
XXX Type



XXY Type



YYX Type



XYX Type

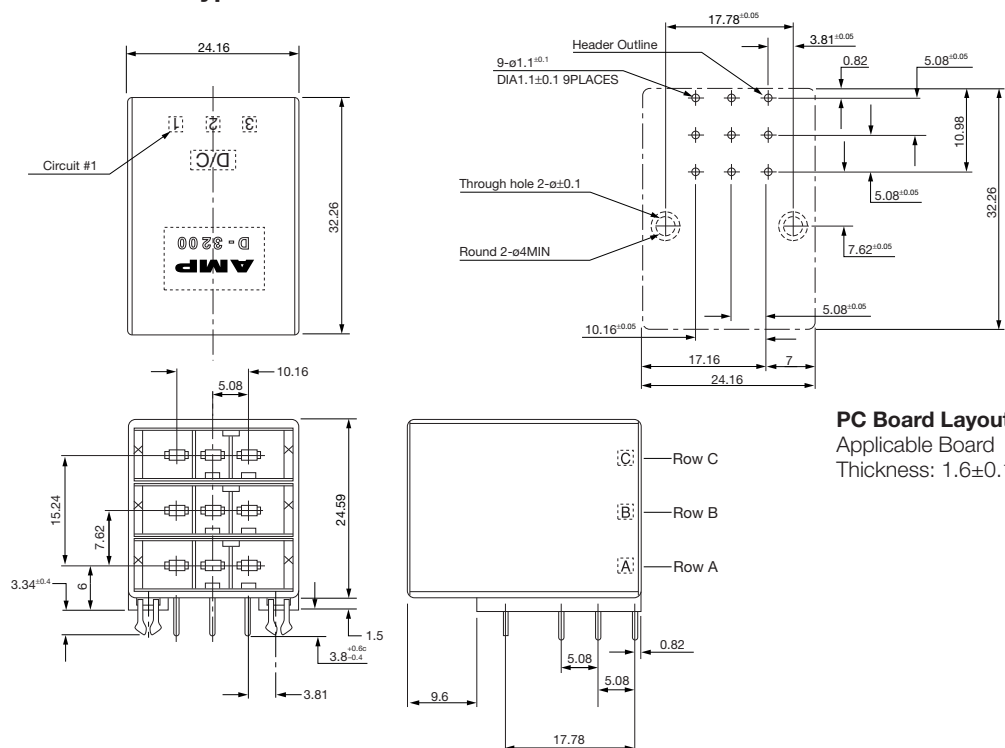
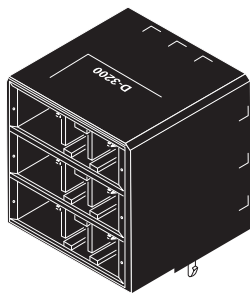
**Part Number Chart**

No. of Pos.	Keying	Board-mounting Tab Header
		Horizontal Type
9	XXX	1-1123624-□
	XXY	3-1123624-□
	YYX	4-1123624-□
	XYX	5-1123624-□

Note: Enter following plating codes in-□ after Part Numbers:  
-2 : 0.38µm thick gold plating  
-5 : Tin plating

**Board-mount Tab Header (Horizontal Type)**

**Mating Receptacle Housing Part Number:**  
□-178128-3

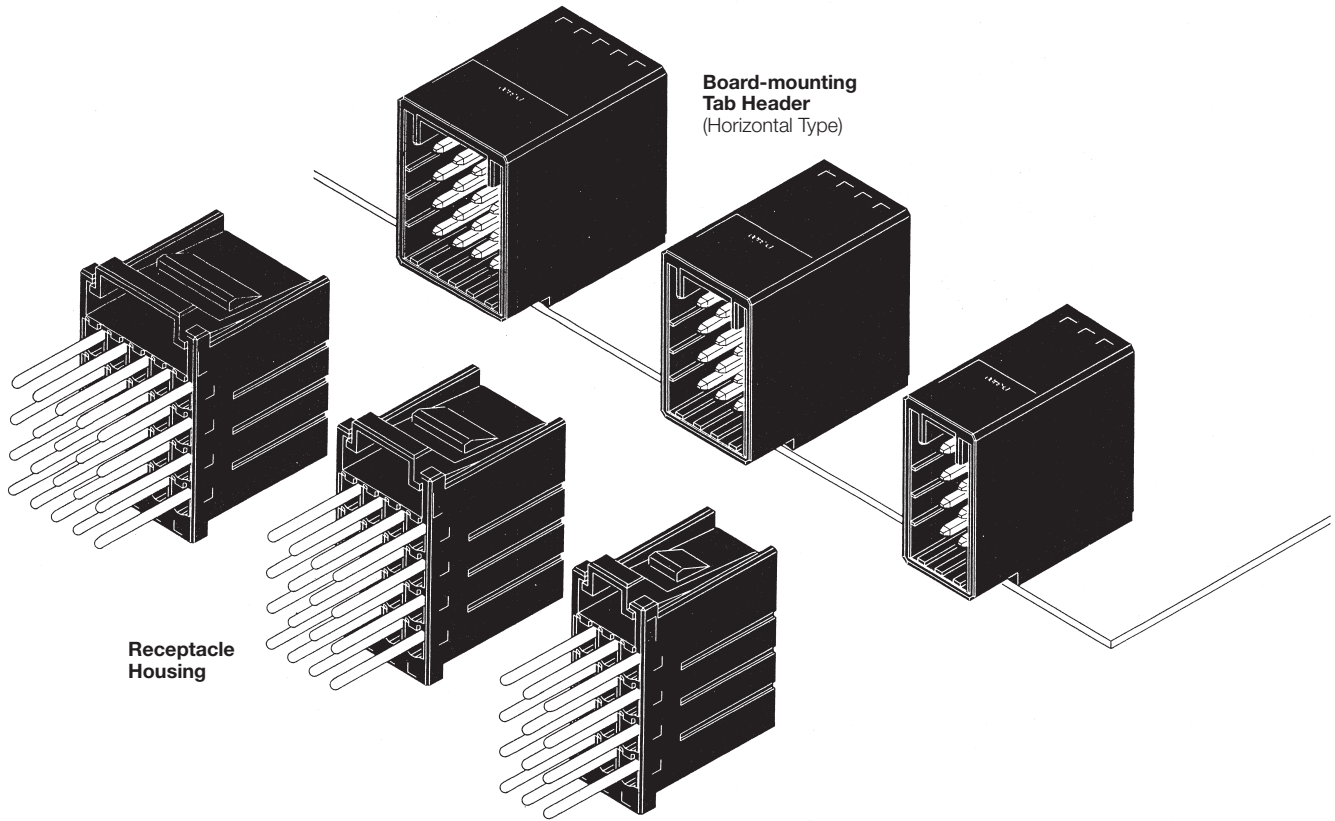


**D-3000 Series** (Continued)

**D-3400F — Skyscraper  
Connectors**


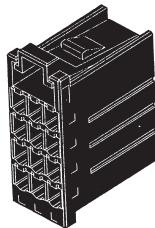
**Appearance** Board-mounting width reduced through increased heights. Compatible with increased I/Os.  
 Board-mounting pitch: Horizontal Type 150 x 150 mils (3.81 x 3.81 mm)  
 Dielectric Withstanding Voltage: 1,500 V (for one minute) Voltage Rating: 250 V

D-3000 Series



Receptacle Housing

Board-mounting Tab Header  
(Horizontal Type)



**Part Number Chart**

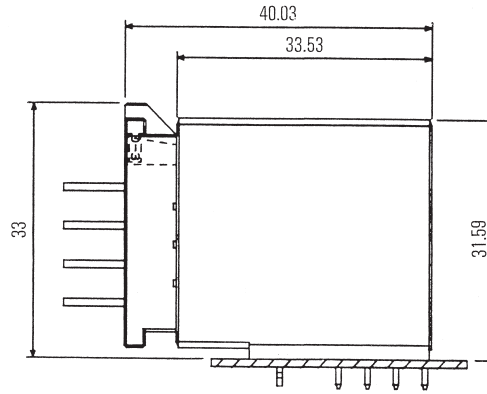
No. of Pos.	Receptacle Housing	Board-mounting Tab Header (Horizontal Type)
12	178214-1	178216-□
16	—	—
20	917249-1	917251-□

Note: Enter the following plating codes in -□ after Part Numbers:  
 -2 = 0.38µm thick gold plating, -3 = 0.76µm thick gold plating,  
 -5 = Tin plating

**D-3000 Series** (Continued)

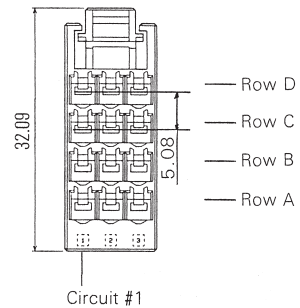
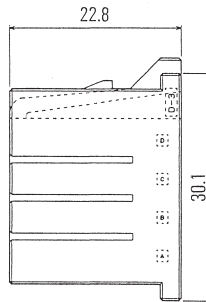
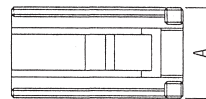
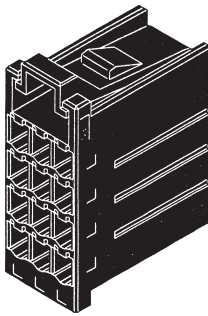
**D-3400F — Skyscraper**  
**Connectors** (Continued)

**Mating Dimensions**



Horizontal Type

**Receptacle Housing**

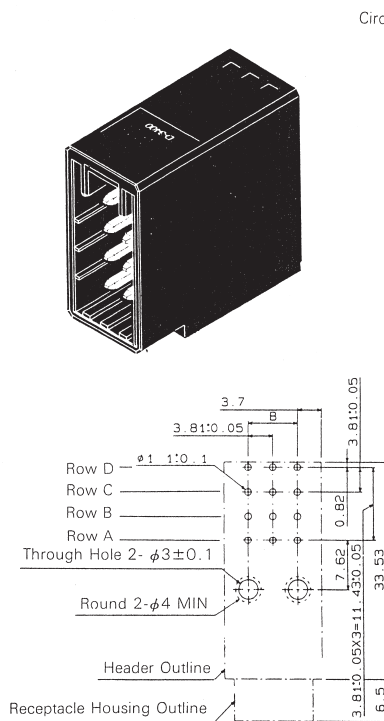



No. of Pos.	Part Number	Dimensions	Mating Tab Header Part Number
		A	
12	178214-1	12.22	178216-□
16	—	—	—
20	917249-1	19.84	917251-□

**D-3000 Series** (Continued)

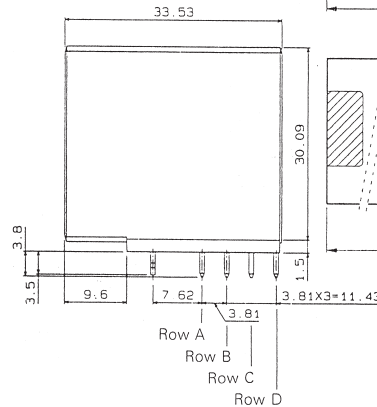
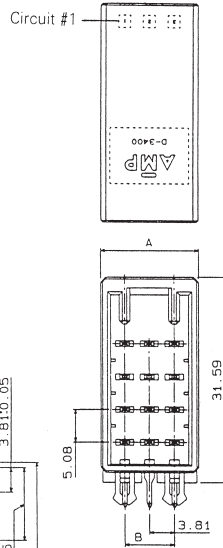
**D-3400F — Skyscraper**  
**Connectors** (Continued)

**Board-mounting Tab Header (Horizontal Type)**

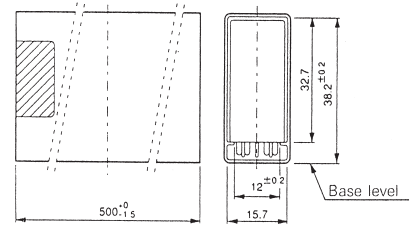


**PC Board Layout**

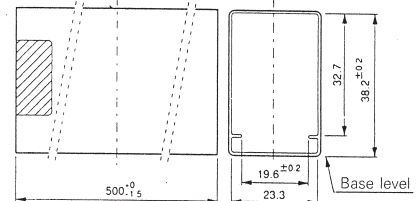
Acceptable Board Thickness:  
1.6-2.4±0.1



**Tube Package Dimensions For 12 Pos.**



**For 20 Pos.**



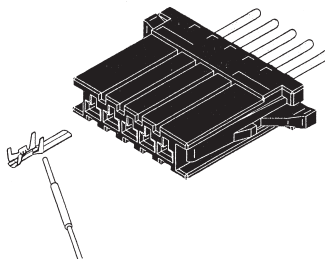
No. of Pos.	Part Number	Dimensions		Mating Receptacle Housing Part Number
		A	B	
12	<b>178216-□</b>	15.02	7.62	<b>178214-1</b>
16	—	—	—	—
20	<b>917251-□</b>	22.64	15.24	<b>917249-1</b>

**Testing Advice**

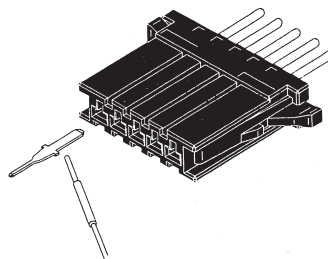
There are two major causes for faulty contact of the connector. They are:

- (1) Scooping of contacts at mating/unmating
  - With this Dynamic Series, each connector is designed to protect contacts against scooping very effectively.
- (2) Widening of contact gap by forcing tester bar, etc., into receptacle contacts when making continuity check.
  - Test bars that are commercially available (2 mm) cannot be pushed in from the entry port of housing. Never do continuity check by inserting clips, etc. Failure may also be caused by mis-insertion of the extraction tool. Be careful when you use the tool.

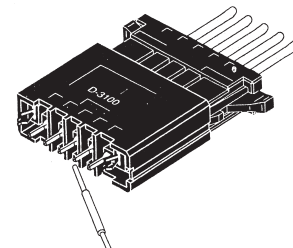
**(Recommended methods of continuity check)**



① Utilize tab contacts.



② Extract contacts from Board-mounting Vertical Type connector and insert them for testing.



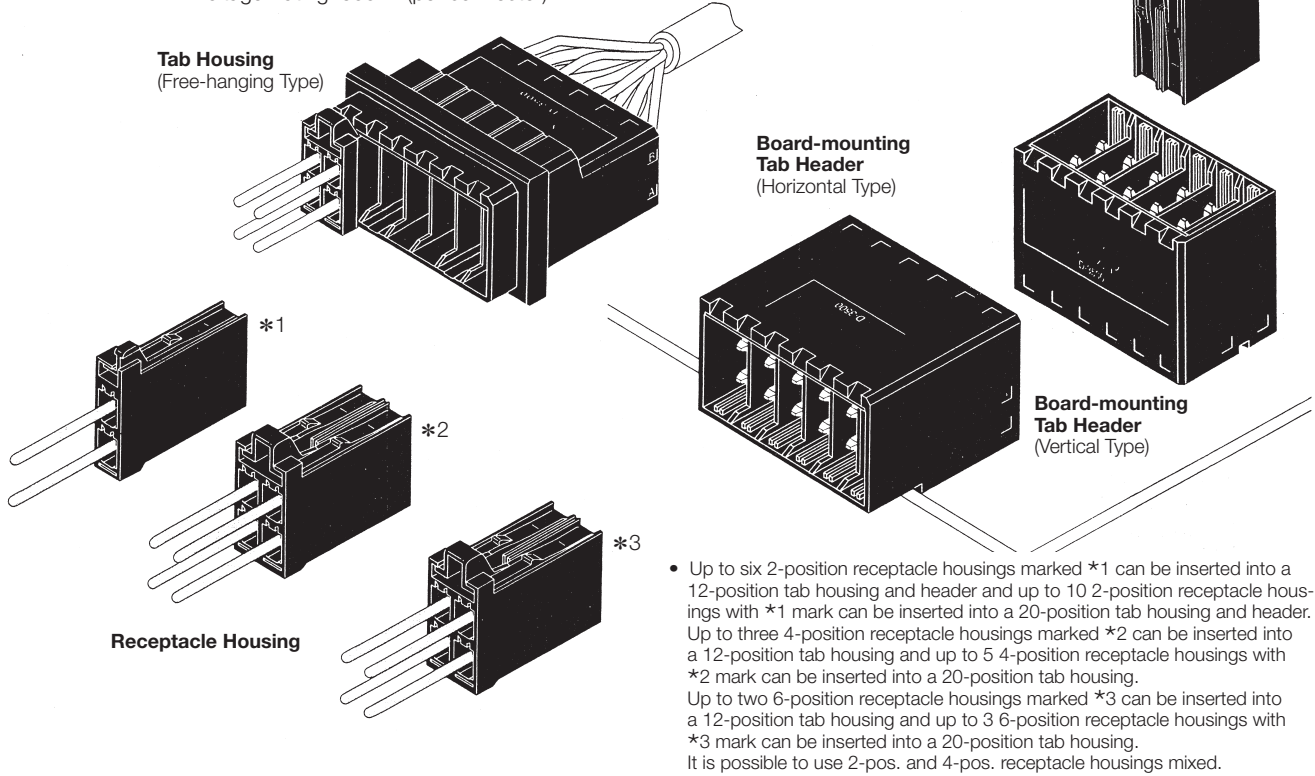
③ The best method is to use Board-mounting Vertical type connector.

**D-3000 Series** (Continued)

**D-3500D — Sensor Connectors**

**Appearance**

Ideally suited for sensors used in robotics and machine tools. Also used for power distribution.  
 Board mounting pitch: 200 x 200 mils (5.08 x 5.08 mm)  
 Dielectric Withstanding Voltage: 2,200 V (for one minute)  
 Voltage Rating: 600 V (per connector)

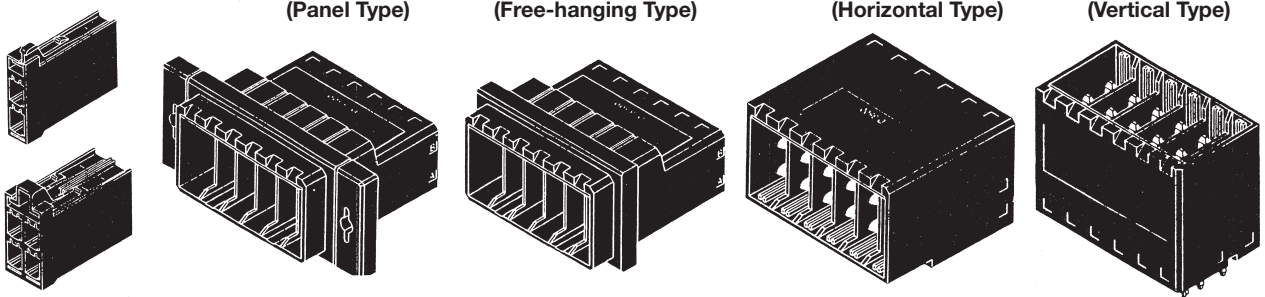


D-3000 Series

**Receptacle Housing**

**Tab Housing**

**Board-mounting Tab Header**



No. of Pos.	Receptacle Housing	Tab Housing		L Fitting	Board-mounting Tab Header	
		Panel Type	Free-hanging Type		Horizontal Type	Vertical Type
2	175362-□	—	—	—	—	—
4	175363-□	—	—	—	1376133-□	—
6	1318095-□	—	—	—	—	—
12	—	□-917241-6	□-917242-6	S	177555-□	316516-□
20	—	□-917241-8	□-917242-8	S	175365-□	316517-□

Note : In the □ after Part Numbers of PC board mount tab headers, please enter the following plating code numbers:  
 -2 = 0.38µm thick gold plating, -3 = 0.76µm thick gold plating,  
 -5 = Tin plating

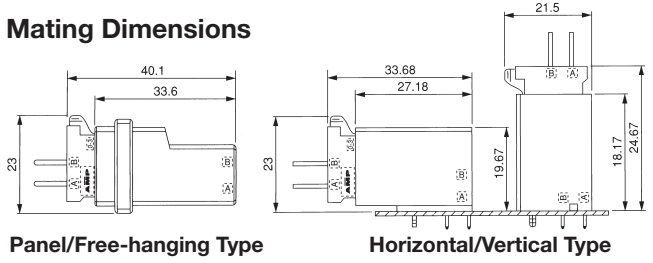
The codes for the □ after receptacle housing part numbers and before tab housing part numbers, please refer to the next page.



**D-3000 Series (Continued)**

**D-3500D — Sensor Connectors (Continued)**

**Mating Dimensions**



Panel/Free-hanging Type

Horizontal/Vertical Type

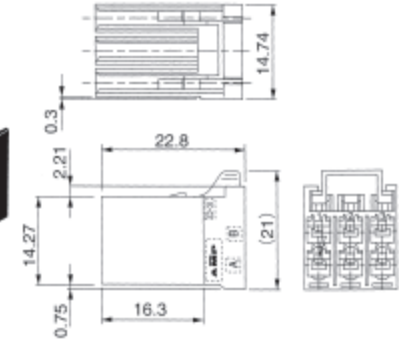

**Receptacle Housing**

**Mating Tab Housing Part Number:**

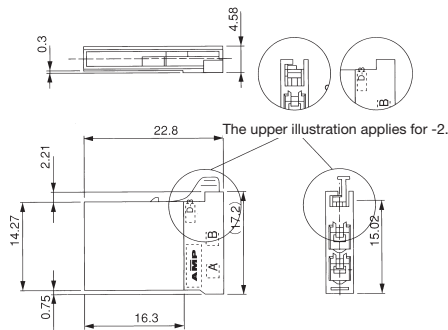
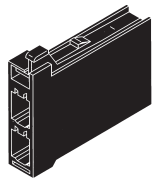
- 917241-□ 1376133-□ 175365-□ 316517-□
- 917242-□ 177555-□ 316516-□

**(6 Positions)**

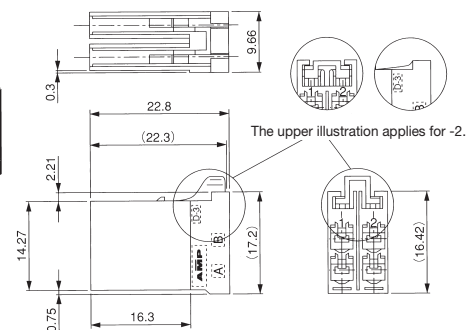
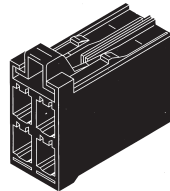
No. of Pos.	Part Number
6	1318095-1
	1318095-2 (without a key)



**(2 Positions)**



**(4 Positions)**



No. of Pos.	Part Number
2	175362-1
	175362-2

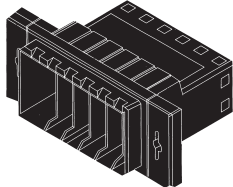
The illustrations show -1 type. (-2 type does not have the locking lever.)

No. of Pos.	Part Number
4	175363-1
	175363-2

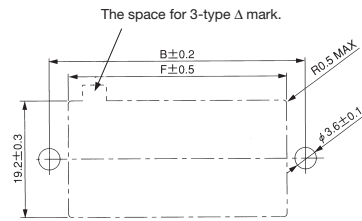
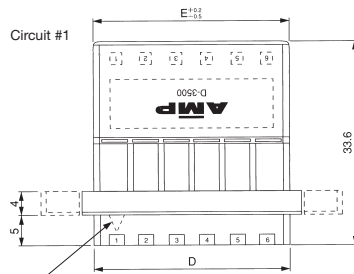
\*-2 type has no locking lever in order not to hinder the adjacent receptacle when removing the receptacle. When removing -2 type receptacle, please use a screwdriver.

**Tab Housing**

**Panel Type**



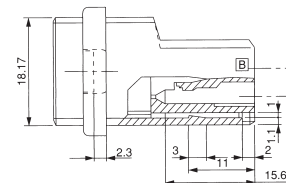
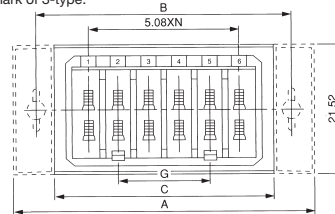
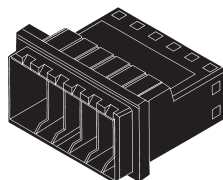
**Mating Receptacle Housing Part Number:**  
 175362-□  
 175363-□  
 1318095-□



**Panel Cutout**

When mounting panel from the front, apply clamping torque of less than 49N [11 lbf].

**Free-Hanging Type**



No. of Pos.	Part Number		Dimensions						
	Panel Type	Free-Hanging Type	A	B	C	D	E	F	G
12	917241-6	917242-6	52	43	36.43	32.48	32.48	33.4	15.24
	3-917241-6	3-917242-6							
20	917241-8	917242-8	72	63	56.75	52.8	52.8	53.8	35.56
	3-917241-8	3-917242-8							

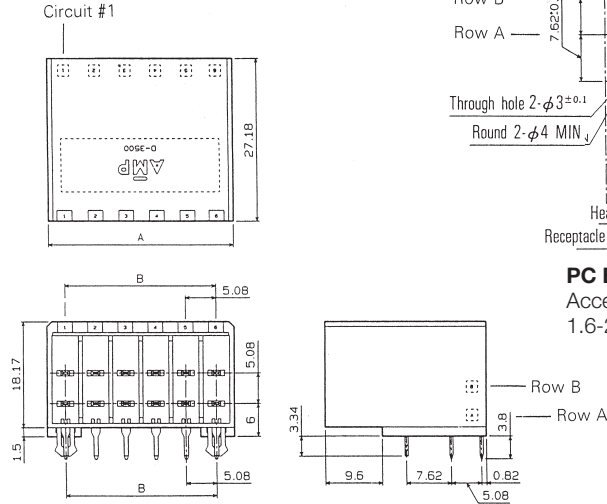

\*3- type has ∇ mark on top of the circuit No.1 in order to enhance visibility.

**D-3000 Series** (Continued)

**D-3500D — Sensor Connectors** (Continued)

**Board-mounting Tab Header (Horizontal Type)**

Mating Receptacle Housing  
Part Number:  
175362-□  
175363-□  
1318095-□

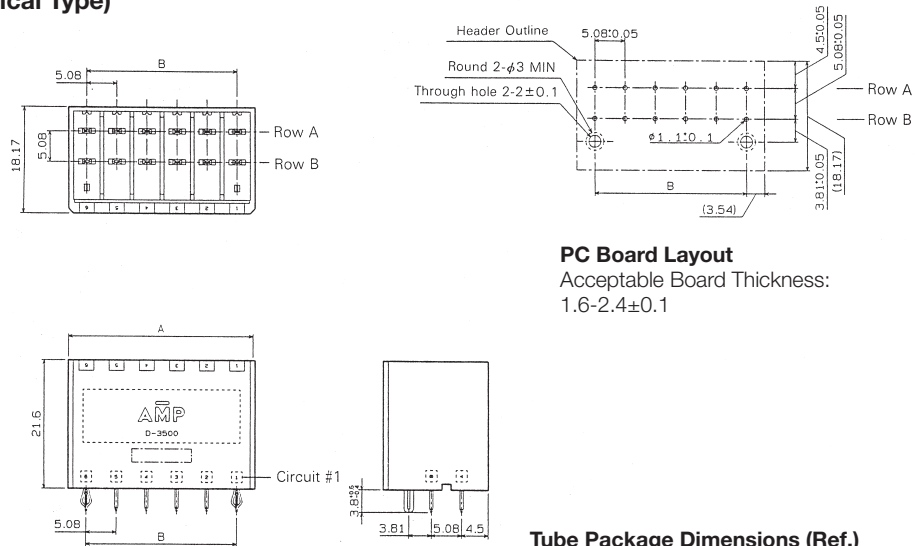
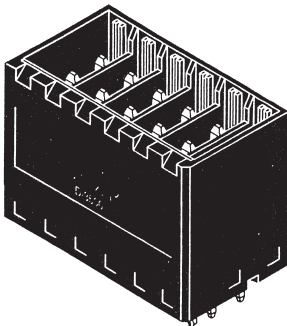


**PC Board Layout**  
Acceptable Board Thickness:  
1.6-2.4±0.1

No. of Pos.	Part Number	Dimensions	
		A	B
4	1376133-□	12.16	5.08
12	177555-□	32.48	25.4
20	175365-□	52.8	45.72

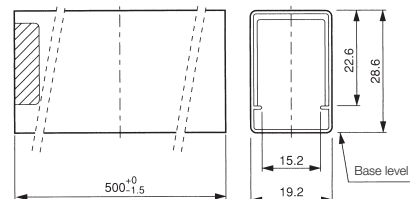
**Board-mounting Tab Header (Vertical Type)**

Mating Receptacle Housing  
Part Number:  
175362-□  
175363-□  
1318095-□



**PC Board Layout**  
Acceptable Board Thickness:  
1.6-2.4±0.1

**Tube Package Dimensions (Ref.)**

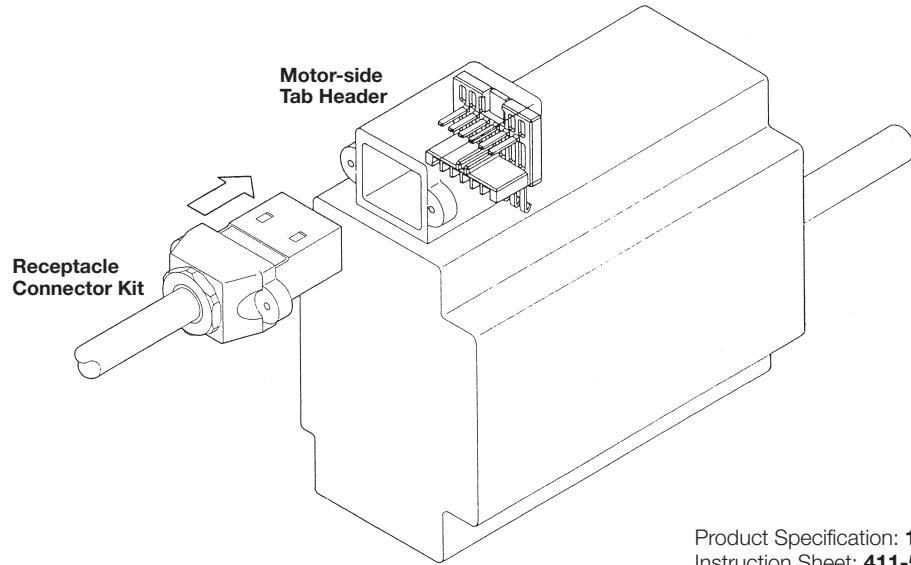


No. of Pos.	Part Number	Dimensions	
		A	B
12	316516-□	32.48	25.4
20	316517-□	52.8	45.72

**D-3000 Series** (Continued)

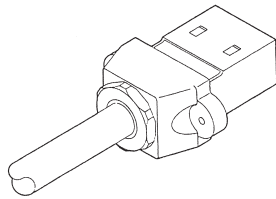
**D-3700 — Connectors for Exclusive Use with Servomotor**

**Appearance** Dielectric Withstanding Voltage: 1,500 V (for one minute)  
Voltage Rating: 250 V



Product Specification: **108-5324**  
Instruction Sheet: **411-5747**

**Receptacle Connector Kit**

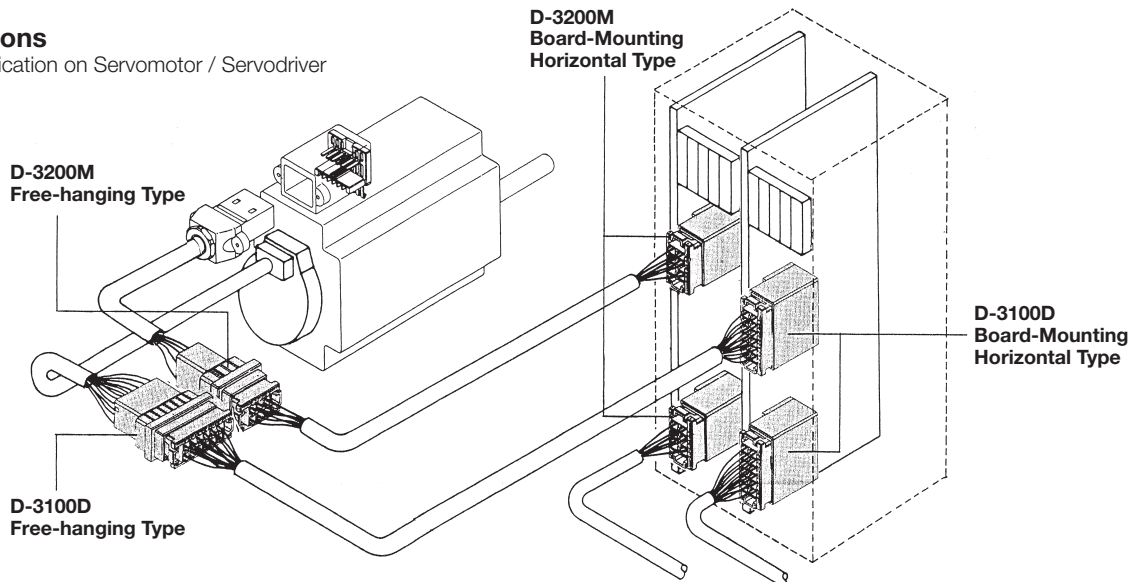


**Part Number Chart**

No. of Pos.	W/O Contact	Contact (P/N 1-175218-2) including 6 contacts	Remarks
6	176346-7	176346-8	Products with TÜV
	1-176346-7	1-176346-8	—

**Applications**

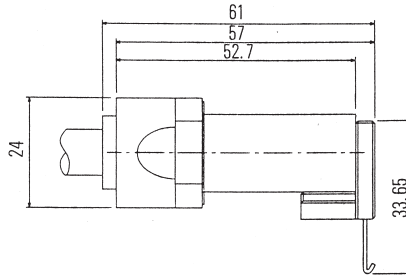
Typical Application on Servomotor / Servodriver



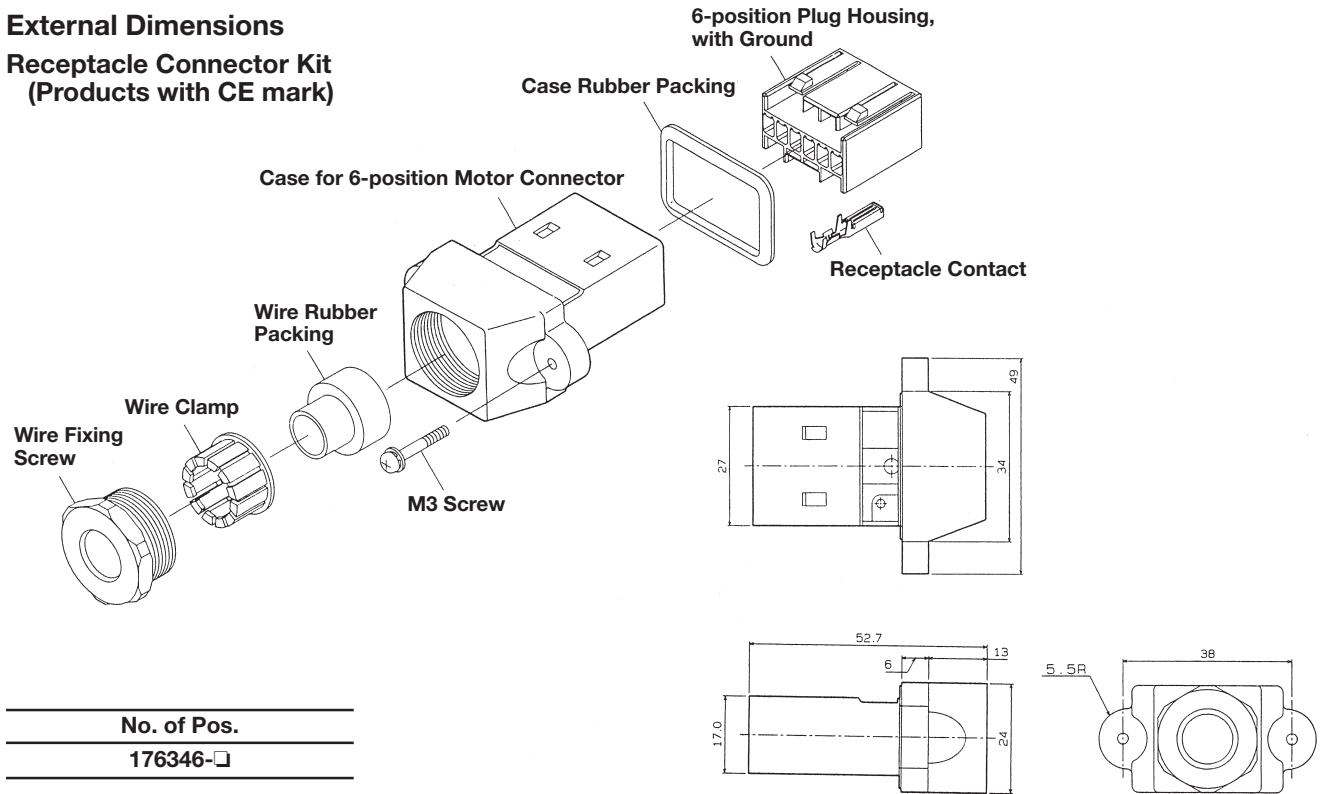
**D-3000 Series** (Continued)

**D-3700 — Connectors for Exclusive Use with Servomotor** (Continued)

**Mating Dimensions**



**External Dimensions**  
**Receptacle Connector Kit**  
(Products with CE mark)



**Motor-side Tab Header**  
(Offered for limited usage)

