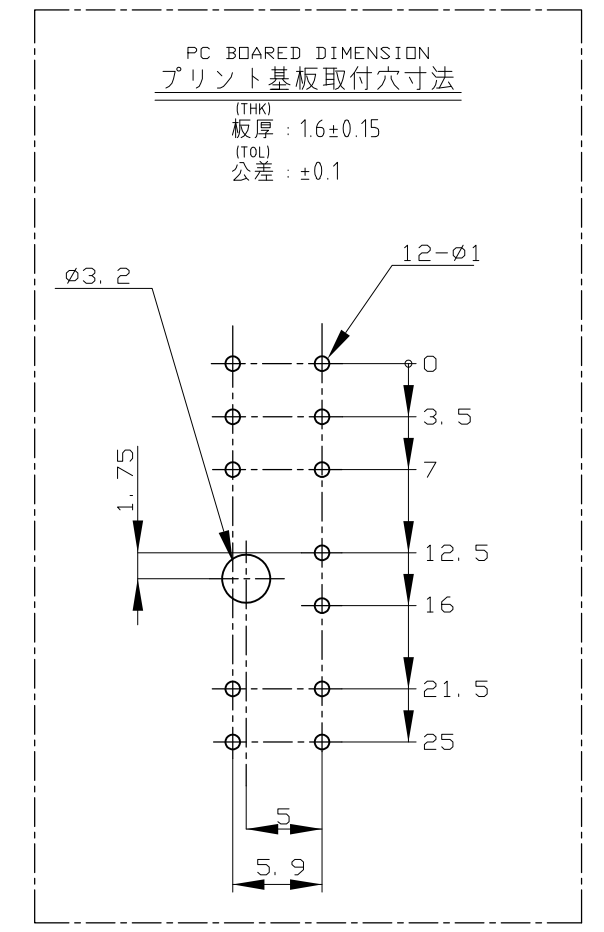
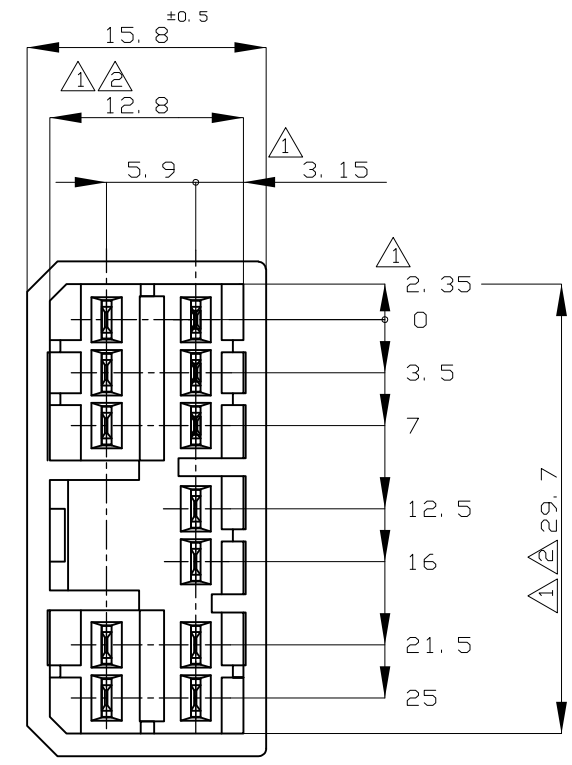
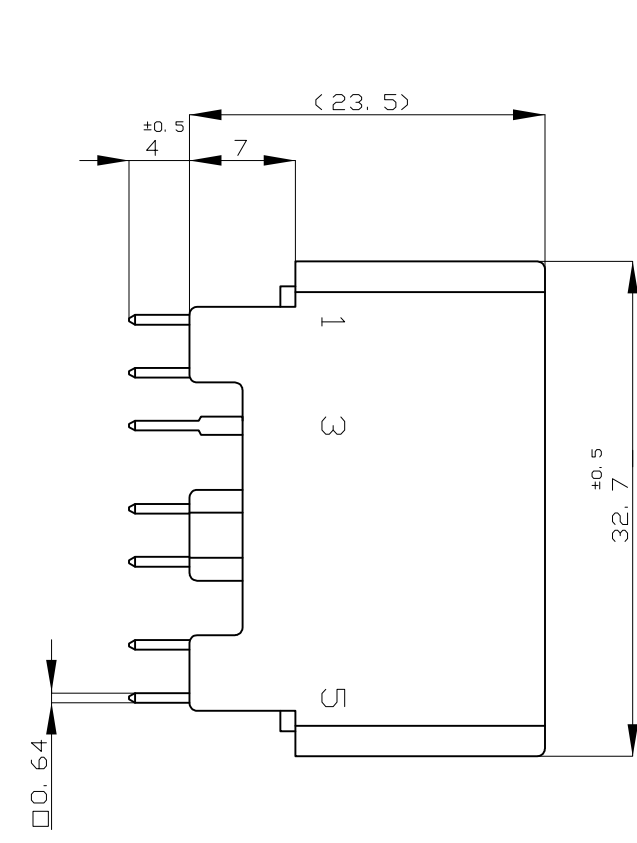
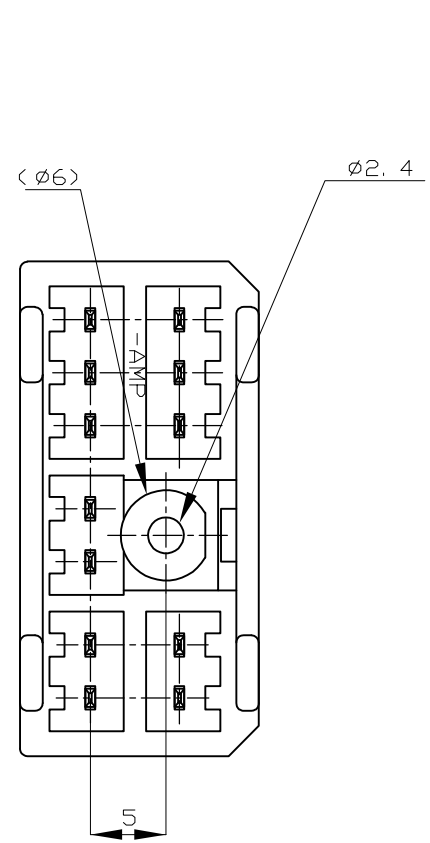


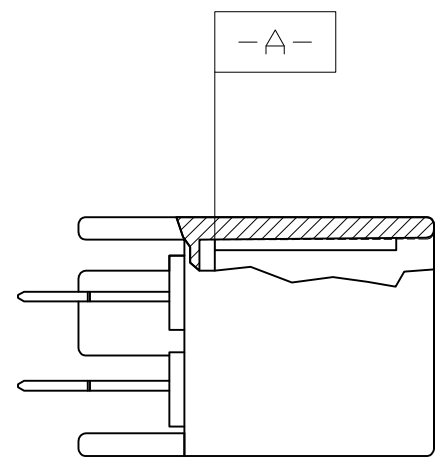
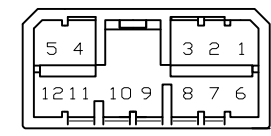
THIS DRAWING IS UNPUBLISHED. RELEASED FOR PUBLICATION
 © COPYRIGHT BY TYCO ELECTRONICS CORPORATION. ALL RIGHTS RESERVED.

LOC	DIST	REVISIONS					
J	-	P	LTR	DESCRIPTION	DATE	DWN	APVD
			H2	OBSOLETE -2 ECR-07-023693	31OCT07	AY	HY



NOTES :

- △ TO BE MEASURED BETWEEN $\square -A-$ AND 2
- △ TO BE MATED WITH PLUG HSG SMOOTHLY
- 3 TO BE USE M3 TAPPING SCREW JIS B1115 OR 1122 (TYPE2 OR 4) BEFORE SOLDER (TIGHTENING TORQUE; 0.8N·m MAX)
- 4 APPLIED PLUG HSG P/N ; 173851
- △ CIRCUIT NUMBER



SELECTIVE-TIN	PRE-TIN	-	WHITE	3-174957-1
TIN-LEAD	SELECTIVE GOLD	1~12	WHITE	2-174957-1
PRE-TIN		-	WHITE	1-174957-1
SELECTIVE-TIN (MATTE)	SELECTIVE-TIN (BRIGHT)	-	BLACK	174957-3
OBSELETE	SELECTIVE-TIN	PRE-TIN	BLACK	174957-2
SOLDERING SIDE 半田付け部	CONTACT SIDE 接触部側	GOLD PLATED CIRCUIT NO △ 金めっき回路番号	COLOR 色	PART NUMBER 製品型番
CONTACT FINISH コンタクト仕上				

- 注 :
- △ $\square -A-$ 面から2mmの範囲で測定
 - △ 相手ハウジングと所定の機能を満たして嵌合できること
 - 3. プリント基板への取付けは JIS-B1115 又は 1122, M3X6ナベ (2種又は4種) のタッピンネジで締付けた後ハンダ付けする (締付トルク; 0.8N·m以下)
 - 4. 嵌合相手ハウジング型番; 173851
 - △ 回路番号; 上図参照のこと

GENERAL TOLERANCE

0<* < 10	±0.2
10<* < 30	±0.25
30<* < 100	±0.3
ANGLES	±3°

THIS DRAWING IS A CONTROLLED DOCUMENT.

DIMENSIONS: 単位: 耗 mm	TOLERANCES UNLESS OTHERWISE SPECIFIED: 一般公差
	0 PLC ± -
	1 PLC ± -
	2 PLC ± -
	3 PLC ± -
	4 PLC ± -
	ANGLES ± -
MATERIAL 材料	FINISH 仕上
HOUSING : PBT	SEE TABLE
CONTACT : BRASS	

DWN M.KADOSAKI 12OCT05		Tyco Electronics AMP K.K. Kawasaki, Japan	
CHK T.SHINOHARA 12OCT05		NAME 名称	
APVD K.BETSUI 12OCT05		.070 SRS MLC 12Pos. CAP HSG (W-B(V-TYPE))	
PRODUCT SPEC 製品規格		SIZE	CAGE CODE
APPLICATION SPEC 取付適用規格		A3	00779
WEIGHT		DRAWING NO 番号 G-174957	
CUSTOMER DRAWING		RESTRICTED TO	-
SCALE 尺度 2:1		SHEET 1 OF 1	REV H2