

Common Mode Choke Coils(Line Filters) for Signal Line

UF Series

Conformity to RoHS Directive

TDK's compact type common mode choke coils are suitable for protecting telephone circuitry from interference such as radio broadcasts or noise conducted from the DC side of an AC adapter.

FEATURES

- Compact size and lightweight.
- High reduction over a wide range of frequencies.

PRODUCT IDENTIFICATION

UF □□□□ V - A □□□Y □R□ - 01
 (1) (2) (3) (4) (5) (6) (7)

- (1) Core shape
UF: U-type core
- (2) Dimensional code
Width×Depth
- (3) External shape code
V: Vertical type H: Horizontal type
- (4) High μ material
- (5) Inductance value
Example) 133:13mH
- (6) Rated current value
Example) 3R0:3.0A
- (7) Product management number

SELECTION CHART

Series	Configuration	Type	Inductance value min.	Rated current (A)	Handling power* $L \times I^2$ (mH×A ²)	Weight (g)typ.	Minimum package quantity (pieces/box)
UF	Two sections bobbin types	UF1717VB	7, 15mH	0.15 to 0.3	0.3	4	640
		UF1717HB	7, 15mH	0.15 to 0.3	0.3	4	480

* Handling power=(Inductance value)×(Current)². It is possible to design within the range below this value.
 [Example] The coil for 2A can make even the inductance of 2.5mH or less a product for handling power 10.

• Conformity to RoHS Directive: This means that, in conformity with EU Directive 2002/95/EC, lead, cadmium, mercury, hexavalent chromium, and specific bromine-based flame retardants, PBB and PBDE, have not been used, except for exempted applications.

• All specifications are subject to change without notice.

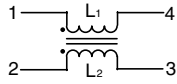

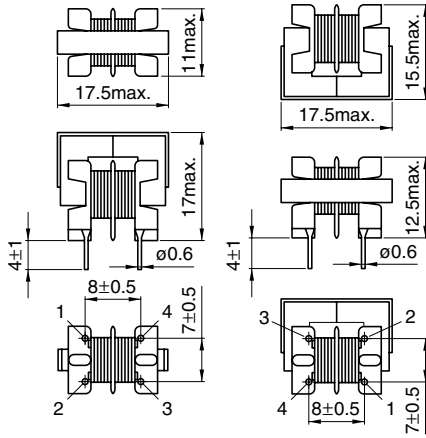
Compact and Separable Bobbin Type UF Series

UF1717VB/UF1717HB TYPES

SHAPES AND DIMENSIONS/CIRCUIT DIAGRAM

UF1717VB

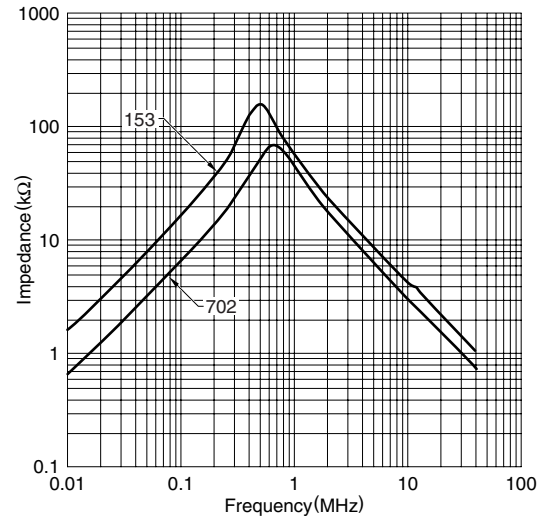
UF1717HB



Weight: 4g typ.

Recommended hole diameter: $\phi 1.1$
Dimensions in mm

TYPICAL ELECTRICAL CHARACTERISTICS IMPEDANCE vs. FREQUENCY CHARACTERISTICS



ELECTRICAL CHARACTERISTICS (STANDARD LINE UP)

Part No.	Inductance (mH)min.	DC resistance (Ω)max.	Rated current Iac(A)max.
UF1717VB-153YR15-01	15	5	0.15
UF1717VB-702Y0R3-01	7	2.5	0.3
UF1717HB-153YR15-01	15	5	0.15
UF1717HB-702Y0R3-01	7	2.5	0.3

- Measuring equipment of inductance value:
LCR meter(HP4261A, HP4263B or equivalent)[f=1kHz]

PACKAGING QUANTITIES

UF1717VB	640pieces/box
UF1717HB	480pieces/box

RATINGS

Item	Standard value	Conditions
Rated voltage(V)	50	DC
Insulation resistance (M Ω)	100min.	Between each winding for DC.500V
Temperature rise($^{\circ}$ C)	45max.	With line resistance
Operating temperature range($^{\circ}$ C)	-20 to +105	Including self-temperature rise
Storage temperature range($^{\circ}$ C)	-20 to +60	
Resistance to soldering temperature*	260 \pm 5 $^{\circ}$ C, 10 \pm 1sec	Solder bath method
	350 \pm 5 $^{\circ}$ C, 5sec max.	Soldering iron method

* Pb free solder(Sn-3Ag-0.5Cu)