


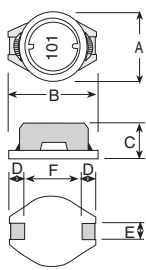
### features

- Marking: Black body color
- Products with lead-free terminations meet EU RoHS and China RoHS requirements

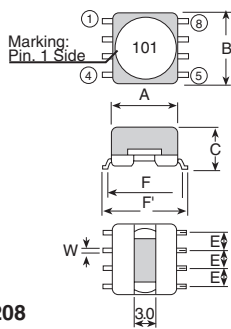


### dimensions and construction

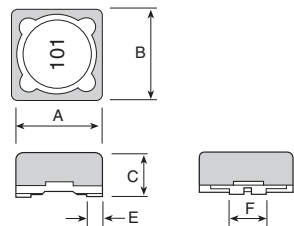
0804, 0805,  
1003, 1005



0906, 0908



1205, 1206, 1208



Size	Dimensions inches (mm)							
	A	B	C	D	E	F	F1	W
SDS0804	.315±.008 (8.0±0.2)	.413±.008 (10.5±0.2)	.146±.012 (3.7±0.3)	.083±.008 (2.1±0.2)	.079±.008 (2.0±0.2)	.236±.012 (6.0±0.3)	—	—
SDS0805	.315±.008 (8.0±0.2)	.413±.008 (10.5±0.2)	.177±.012 (4.5±0.3)	.083±.008 (2.1±0.2)	.079±.008 (2.0±0.2)	.236±.012 (6.0±0.3)	—	—
SDS1003	.400±.012 (10.1±0.3)	.500±.012 (12.7±0.3)	.106±.012 (2.7±0.3)	.094±.008 (2.4±0.2)	.098±.008 (2.5±0.2)	.299±.012 (7.6±0.3)	—	—
SDS1005	.394±.008 (10.0±0.2)	.500±.012 (12.7±0.3)	.193±.012 (4.9±0.3)	.094±.008 (2.4±0.2)	.090 typ. (2.2 typ.)	.299±.012 (7.6±0.3)	—	—
SDS0906	.374±.012 (9.5±0.3)	.413 (10.5)	.236±.012 (6.0±0.3)	—	.098±.012 (2.5±0.3)	.433±.020 (11.0±0.5)	.500±.031 (12.7±0.8)	.024 typ. (0.6 typ.)
SDS0908	.374±.012 (9.5±0.3)	.413 (10.5)	.295±.012 (7.5±0.3)	—	.098±.012 (2.5±0.3)	.433±.020 (11.0±0.5)	.500±.031 (12.7±0.8)	.024 typ. (0.6 typ.)
SDS1205	.500±.012 (12.7±0.3)	.500±.012 (12.7±0.3)	.197±.020 (5.0±0.5)	—	.091±.008 (2.3±0.2)	.197±.008 (5.0±0.2)	—	—
SDS1206	.500±.012 (12.7±0.3)	.500±.012 (12.7±0.3)	.236±.020 (6.0±0.5)	—	.091±.008 (2.3±0.2)	.197±.008 (5.0±0.2)	—	—
SDS1208	.500±.012 (12.7±0.3)	.500±.012 (12.7±0.3)	.315±.020 (8.0±0.5)	—	.091±.008 (2.3±0.2)	.197±.008 (5.0±0.2)	—	—

### ordering information

New Part #	SDS	1205	T	TEB	2R5	M
Type						
Size		0804 0805 0906 0908 1003 1005 1205 1206 1208				
Terminal Surface Material			T: Sn			
Packaging				0804, 0805, 1003: 1,000 pieces 1005, 0906, 1205, 1206: 600 pieces 0908, 1208: 400 pieces		
Nominal Inductance					3 digits (unit: µH)	
Tolerance						K: ±10% M: ±20% Y: ±15%

Contact factory for packaging specifications.

Specifications given herein may be changed at any time without prior notice. Please confirm technical specifications before you order and/or use.

4/08/16

## applications and ratings

Part Designation	Nominal Inductance L (μH) @ 1KHz	Inductance Tolerance	DC Resistance Maximum (Ω)	Allowable DC Current Maximum (Amps)	Operating Temperature Range	
SDS0804TTEB5R0M	5.0	M: ±20%	0.080	1.70	-25°C to +105°C	
SDS0804TTEB7R5M	7.5		0.100	1.40		
SDS0804TTEB100	10		0.120	1.20		
SDS0804TTEB120	12		0.150	1.10		
SDS0804TTEB150	15		0.170	1.00		
SDS0804TTEB180	18	Y: ±15%	0.190	0.90		
SDS0804TTEB220	22		0.250	0.80		
SDS0804TTEB270	27		0.270	0.70		
SDS0804TTEB330	33		0.300	0.65		
SDS0804TTEB390	39		0.380	0.60		
SDS0804TTEB470	47	K: ±10%	0.460	0.55		
SDS0804TTEB560	56		0.600	0.50		
SDS0804TTEB680	68		0.700	0.45		
SDS0804TTEB820	82		0.800	0.40		
SDS0805TTEB2R2M	2.2		M: ±20%	0.04		2.50
SDS0805TTEB3R9M	3.9	0.055		2.10		
SDS0805TTEB5R6M	5.6	0.065		1.95		
SDS0805TTEB8R2M	8.2	0.08		1.75		
SDS0805TTEB100	10	0.10		1.50		
SDS0805TTEB120	12	Y: ±15%	0.12	1.40		
SDS0805TTEB150	15		0.14	1.30		
SDS0805TTEB180	18		0.16	1.20		
SDS0805TTEB220	22		0.18	1.10		
SDS0805TTEB270	27		0.20	1.00		
SDS0805TTEB330	33	K: ±10%	0.24	0.92		
SDS0805TTEB390	39		0.26	0.84		
SDS0805TTEB470	47		0.28	0.75		
SDS0805TTEB560	56		0.38	0.68		
SDS0805TTEB680	68		0.44	0.60		
SDS0805TTEB820	82	M: ±20%	0.55	0.54	-25°C to +105°C	
SDS0805TTEB101	100		0.60	0.50		
SDS0805TTEB121	120		0.75	0.45		
SDS0906TTEB100	10		M: ±20%	0.080		1.80
SDS0906TTEB150	15			0.100		1.60
SDS0906TTEB220	22	0.130		1.40		
SDS0906TTEB330	33	0.150		1.20		
SDS0906TTEB470	47	0.180		1.00		
SDS0906TTEB680	68	Y: ±15%	0.350	0.85		
SDS0906TTEB101	100		0.420	0.70		
SDS0906TTEB151	150		0.550	0.60		
SDS0906TTEB221	220		1.00	0.48		
SDS0906TTEB331	330		1.30	0.40		
SDS0906TTEB471	470	K: ±10%	1.60	0.35		-25°C to +105°C
SDS0906TTEB681	680		3.20	0.25		
SDS0906TTEB102	1000		4.00	0.22		
SDS0906TTEB152	1500		5.20	0.18		
SDS0906TTEB222	2200		8.50	0.16		
SDS0906TTEB332	3300	Y: ±15%	11.0	0.12		
SDS0906TTEB472	4700		19.0	0.10		
SDS0906TTEB682	6800		24.0	0.09		
SDS0906TTEB103	10000		38.0	0.07		

applications and ratings (continued)

Part Designation	Nominal Inductance L (μH) @ 1KHz	Inductance Tolerance	DC Resistance Maximum (Ω)	Allowable DC Current Maximum (Amps)	Operating Temperature Range	
SDS0908TTEB100	10	M: ±20%	0.04	3.00	-25°C to +105°C	
SDS0908TTEB120	12		0.05	2.50		
SDS0908TTEB150	15		0.065	2.20		
SDS0908TTEB180	18		0.075	2.00		
SDS0908TTEB220	22		0.08	1.90		
SDS0908TTEB270	27		0.09	1.80		
SDS0908TTEB330	33		0.10	1.70		
SDS0908TTEB390	39		0.135	1.50		
SDS0908TTEB470	47		0.15	1.40		
SDS0908TTEB560	56		0.165	1.35		
SDS0908TTEB680	68		0.184	1.25		
SDS0908TTEB820	82		0.26	1.05		
SDS0908TTEB101	100		Y: ±15%	0.28		1.00
SDS0908TTEB121	120			0.34		0.90
SDS0908TTEB151	150			0.45		0.80
SDS0908TTEB181	180			0.50		0.70
SDS0908TTEB221	220	0.60		0.65		
SDS0908TTEB271	270	0.70		0.60		
SDS0908TTEB331	330	0.80		0.55		
SDS0908TTEB391	390	1.00		0.50		
SDS0908TTEB471	470	1.15		0.45		
SDS0908TTEB561	560	1.50		0.38		
SDS0908TTEB681	680	1.70		0.35		
SDS0908TTEB821	820	2.20		0.32		
SDS0908TTEB102	1000	2.50		0.30		
SDS0908TTEB152	1500	4.00		0.25		
SDS0908TTEB222	2200	5.00		0.20		
SDS0908TTEB332	3300	8.00		0.15		
SDS0908TTEB472	4700	12.0	0.12			
SDS0908TTEB682	6800	16.5	0.10			
SDS0908TTEB103	10000	26.0	0.095			
SDS0908TTEB153	15000	40.0	0.075			
SDS1003TTEB2R2M	2.2	M: ±20%	0.045	2.76	-25°C to +105°C	
SDS1003TTEB4R7M	4.7		0.078	1.90		
SDS1003TTEB7R5M	7.5		0.10	1.44		
SDS1003TTEB100	10		0.145	1.24		
SDS1003TTEB150	15		0.20	1.02		
SDS1003TTEB220	22		0.30	0.80		
SDS1003TTEB330	33		0.45	0.70		
SDS1003TTEB470	47		0.65	0.60		
SDS1003TTEB680	68		0.80	0.48		
SDS1003TTEB101	100		1.40	0.40		
SDS1003TTEB151	150		1.80	0.32		
SDS1003TTEB221	220		2.20	0.26		
SDS1005TTEB2R2M	2.2	M: ±20%	0.027	3.10	-25°C to +105°C	
SDS1005TTEB3R0M	3.0		0.03	2.90		
SDS1005TTEB4R7M	4.7		0.04	2.50		
SDS1005TTEB7R0M	7.0		0.055	2.20		
SDS1005TTEB100	10		0.065	2.00		
SDS1005TTEB120	12		0.08	1.80		

applications and ratings (continued)

Part Designation	Nominal Inductance L (μH) @ 1KHz	Inductance Tolerance	DC Resistance Maximum (Ω)	Allowable DC Current Maximum (Amps)	Operating Temperature Range
SDS1005TTEB150	15	M: ±20%	0.085	1.70	-25°C to +105°C
SDS1005TTEB180	18	Y: ±15%	0.09	1.60	
SDS1005TTEB220	22		0.10	1.40	
SDS1005TTEB270	27		0.12	1.30	
SDS1005TTEB330	33		0.16	1.20	
SDS1005TTEB390	39		0.18	1.05	
SDS1005TTEB470	47		0.19	1.00	
SDS1005TTEB560	56	K: ±10%	0.21	0.90	
SDS1005TTEB680	68		0.34	0.82	
SDS1005TTEB820	82		0.38	0.75	
SDS1005TTEB101	100		0.42	0.68	
SDS1005TTEB121	120		0.46	0.60	
SDS1005TTEB151	150		0.52	0.55	
SDS1005TTEB181	180	K: ±10%	0.70	0.50	
SDS1005TTEB221	220		0.80	0.45	
SDS1005TTEB271	270		1.10	0.40	
SDS1005TTEB331	330		1.20	0.35	
SDS1005TTEB391	390		1.40	0.33	
SDS1205TTEB2R5M	2.5		M: ±20%	0.024	5.0
SDS1205TTEB5R0M	5.0	0.035		4.0	
SDS1205TTEB100	10	0.054		3.0	
SDS1205TTEB250	25	0.120		2.0	
SDS1205TTEB500	50	Y: ±15%	0.200	1.5	
SDS1205TTEB750	75	0.330	1.2		
SDS1205TTEB101	100	K: ±10%	0.400	1.0	
SDS1206TTEB2R5M	2.5	M: ±20%	0.016	6.20	-25°C to +105°C
SDS1206TTEB5R0M	5.0		0.022	4.70	
SDS1206TTEB7R5M	7.5		0.025	3.80	
SDS1206TTEB100	10		0.035	3.30	
SDS1206TTEB120	12		0.038	3.00	
SDS1206TTEB150	15		0.042	2.80	
SDS1206TTEB180	18	Y: ±15%	0.050	2.50	
SDS1206TTEB220	22		0.062	2.30	
SDS1206TTEB270	27		0.068	2.00	
SDS1206TTEB330	33		0.090	1.90	
SDS1206TTEB390	39		0.100	1.75	
SDS1206TTEB470	47		0.130	1.60	
SDS1206TTEB560	56	Y: ±15%	0.155	1.45	
SDS1206TTEB680	68		0.170	1.30	
SDS1206TTEB820	82		0.185	1.20	
SDS1206TTEB101	100		0.220	1.10	
SDS1206TTEB121	120		0.260	1.00	
SDS1206TTEB151	150		K: ±10%	0.320	
SDS1206TTEB181	180	0.380		0.80	
SDS1206TTEB221	220	0.460		0.70	
SDS1206TTEB271	270	0.520		0.65	
SDS1206TTEB331	330	0.660		0.60	
SDS1206TTEB391	390	0.870		0.55	
SDS1206TTEB471	470	0.970	0.50		
SDS1206TTEB561	560		1.320	0.45	

**applications and ratings (continued)**

Part Designation	Nominal Inductance L (μH) @ 1KHz	Inductance Tolerance	DC Resistance Maximum (Ω)	Allowable DC Current Maximum (Amps)	Operating Temperature Range
SDS1206TTEB681	680	K: ±10%	1.500	0.40	-25°C to +105°C
SDS1206TTEB821	820		1.700	0.35	
SDS1208TTEB2R5M	2.5	M: ±20%	0.0114	7.50	-25°C to +105°C
SDS1208TTEB4R5M	4.5		0.014	6.50	
SDS1208TTEB6R5M	6.5		0.018	6.00	
SDS1208TTEB100	10		0.021	5.00	
SDS1208TTEB120	12		0.025	4.80	
SDS1208TTEB150	15		0.036	4.00	
SDS1208TTEB180	18		0.040	3.80	
SDS1208TTEB220	22		0.043	3.50	
SDS1208TTEB270	27		0.048	3.00	
SDS1208TTEB330	33		Y: ±15%	0.062	
SDS1208TTEB390	39	0.076		2.50	
SDS1208TTEB470	47	0.085		2.20	
SDS1208TTEB560	56	0.110		2.00	
SDS1208TTEB680	68	0.135		1.80	
SDS1208TTEB820	82	0.150		1.60	
SDS1208TTEB101	100	0.170		1.50	
SDS1208TTEB221	220	K: ±10%	0.380	1.10	-25°C to +105°C
SDS1208TTEB331	330		0.650	0.85	
SDS1208TTEB471	470		0.850	0.70	
SDS1208TTEB102	1000		1.650	0.50	

Measuring Frequency: 1kHz

Operating Temperature Range: -25°C ~ +105°C

The operating temperature range of the coil (ambient temperature + self heating) must remain at +105°C or less