


# RMB30A

RMB 30A -1 -□

① ② ③ ④

c  us  
RoHS



- ① Series name
- ② Output wattage
- ③ Output voltage combination
- ④ Optional \*1  
J : Connector type  
N : with Cover

MODEL	RMB30A-1		RMB30A-2	
DC OUTPUT	V1	+5V 1.5A	+5V 1.5A	
	V2	+12V 2.0(Peak 2.8)A	+24V 1.0(Peak 1.4)A	

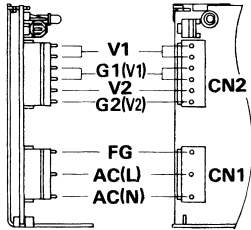
## SPECIFICATIONS

	MODEL	RMB30A-1		RMB30A-2		
INPUT	VOLTAGE[V]	AC85 - 132 1 φ or DC110 - 170				
	CURRENT[A]	ACIN 100V	0.9typ (Io=100%)			
	FREQUENCY[Hz]	47 - 440 or DC				
	EFFICIENCY[%]	ACIN 100V	69typ (Io=100%)			
	INRUSH CURRENT[A]	ACIN 100V	30typ (Io=100%) (At cold start)			
OUTPUT	VOLTAGE[V]	+5	+12	+5	+24	
	CURRENT[A]	0 - 1.5	0 - 2.0 (Peak 2.8)	0 - 1.5	0 - 1.0 (Peak 1.4)	
	LINE REGULATION[mV]	20max	48max	20max	96max	
	LOAD REGULATION[mV]	150max	100max	150max	150max	
	RIPPLE[mVp-p]	0 to +50°C	100max	120max	100max	120max
		-10 - 0°C	140max	160max	140max	160max
	RIPPLE NOISE[mVp-p]	0 to +50°C	120max	150max	120max	150max
		-10 - 0°C	160max	180max	160max	180max
	TEMPERATURE REGULATION[mV]	0 to +50°C	150max	120max	150max	240max
		-10 to +50°C	180max	150max	180max	290max
START-UP TIME[ms]	100max (ACIN 85V, Io=100%)					
HOLD-UP TIME[ms]	10typ (ACIN 85V, Io=100%, 0 to +50°C) 20typ (ACIN 100V, Io=100%, 0 to +50°C)					
OUTPUT VOLTAGE ADJUSTMENT RANGE[V]	5.00 - 5.25	Fixed	5.00 - 5.25	Fixed		
OUTPUT VOLTAGE SETTING[V]	—	11.40 - 12.60	—	22.80 - 25.20		
PROTECTION CIRCUIT AND OTHERS	OVERCURRENT PROTECTION	Works over 105% of rating (peak current for V2) and recovers automatically				
	OVERVOLTAGE PROTECTION	Works at 115 - 140% of rating (+5V)				
	OPERATING INDICATION	LED (Green)				
ISOLATION	INPUT-OUTPUT	AC2,000V 1minute, DC500V 50MΩmin (At Room Temperature)				
	INPUT-FG, COVER	AC2,000V 1minute, DC500V 50MΩmin (At Room Temperature)				
	OUTPUT-FG, COVER	AC500V 1minute, DC500V 50MΩmin (At Room Temperature)				
	OUTPUT-OUTPUT(V1-V2)	AC100V 1minute, DC100V 10MΩmin (At Room Temperature)				
ENVIRONMENT	OPERATING TEMP.,HUMID.AND ALTITUDE	-10 to +60°C, 20 - 90%RH (Non condensing) (Refer to DERATING CURVE), 3,000m (10,000feet) max				
	STORAGE TEMP.,HUMID.AND ALTITUDE	-20 to +75°C, 20 - 90%RH (Non condensing), 9,000m (30,000feet) max				
	VIBRATION	10 - 55Hz, 19.6m/s <sup>2</sup> (2G), 3minutes period, 60minutes each along X, Y and Z axis				
	IMPACT	196.1m/s <sup>2</sup> (20G), 11ms, once each X, Y and Z axis				
SAFETY AND NOISE REGULATIONS	AGENCY APPROVALS	UL60950-1, C-UL Complies with DEN-AN				
	CONDUCTED NOISE	Complies with FCC-B, VCCI-B				
OTHERS	CASE SIZE/WEIGHT	31 × 80 × 135mm (W × H × D) /350g max (without cover)				
	COOLING METHOD	Convection				

- \*1 Please contact us about safety approvals for the model with option.
- \* Avoid prolonged use under over-load.
- \* Series/Parallel operation with other model is not possible.
- \* Derating is required when operated with case cover.

## External view

RMB



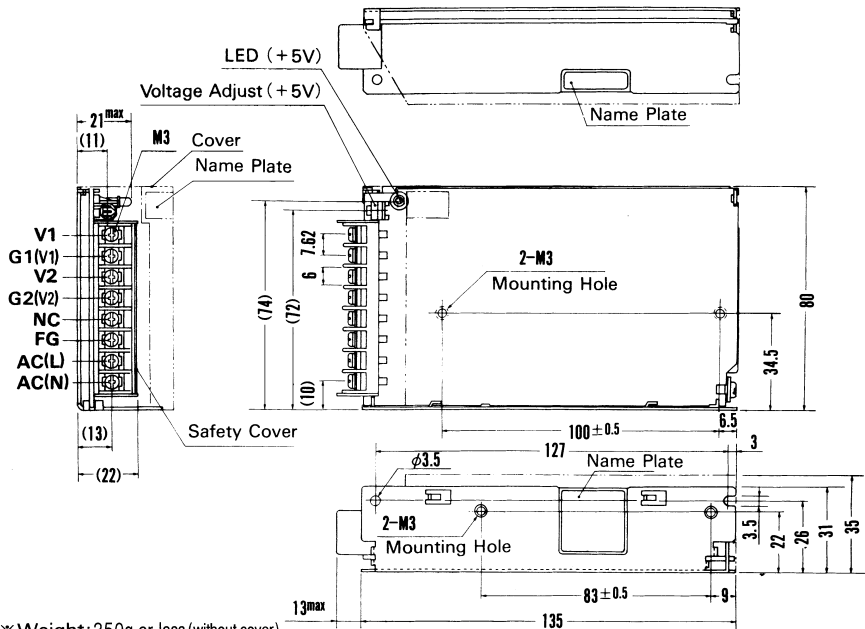
I/O Connector	Mating Connector
CN1	B3P5-VH
CN2	B6P-VH

(Mfr.: J.S.T.)

Terminal
Chain : SVH-21-P1.1
Loose : BVH-21-P1.1

(Mfr.: J.S.T.)

Connector type



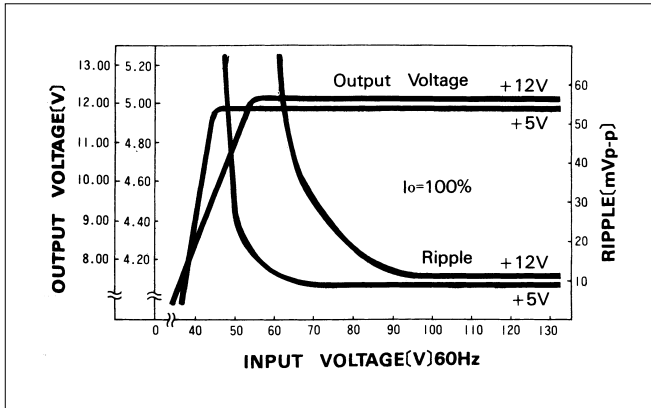
- \*Weight: 350g or less (without cover)
- \*Cover is optional
- \*Tolerance: ±1
- \*Dimensions in mm.

\*Mounting torque : 0.6N·m (6.3kgf·cm) max

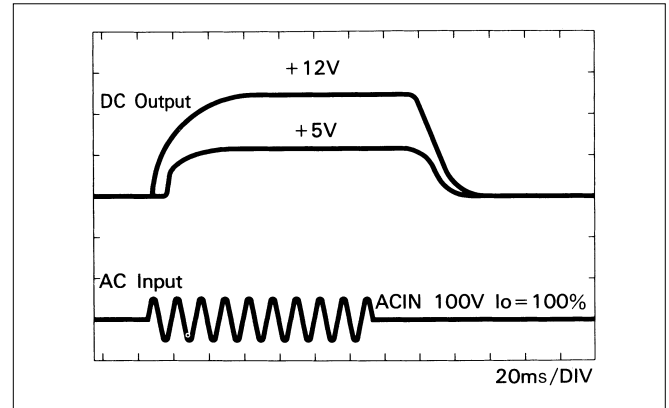
Barrier strip type

## Performance data

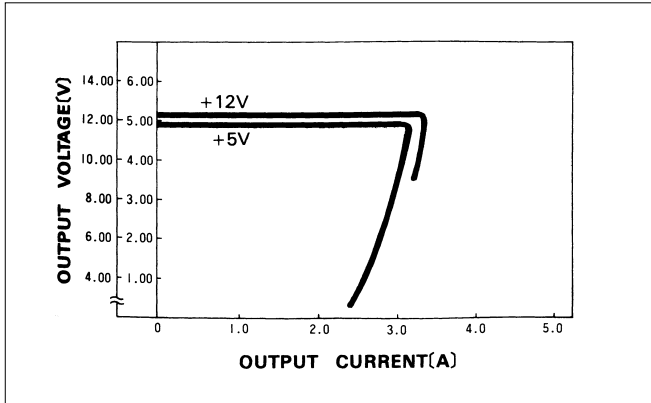
### STATIC CHARACTERISTICS (RMB30A-1)



### RISE TIME & FALL TIME (RMB30A-1)



### OVERCURRENT CHARACTERISTICS (RMB30A-1)



### DERATING CURVE

