




## High Q/SRF, Low Value Chip Inductors



### FEATURES

- High reliability.
- Surface mountable.
- High self-resonant frequency.
- 2% tolerance available.
- Temperature range: - 40°C to + 125°C (no load)  
- 40°C to + 85°C (full rated current).
- Lead (Pb)-free terminations and RoHS compliant.

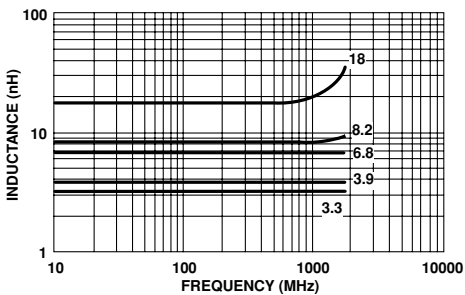
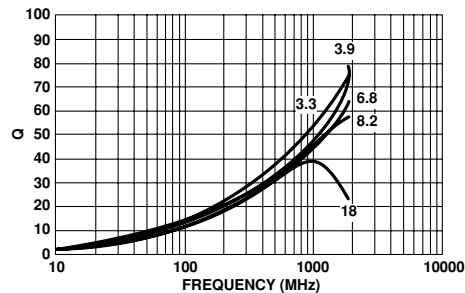


### STANDARD ELECTRICAL SPECIFICATIONS

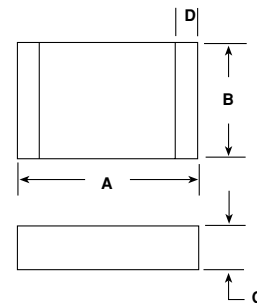
MODEL	L 100 MHz (nH)	L TOL.	Q 100 MHz (Typ.)	Q 800 MHz (Typ.)	Q 1700 MHz (Typ.)	SRF MHz (Typ.)	DCR Ohms (Max.)	RATED DC CURRENT (mA)
IFC-0603	1.5	0.3nH	11	38	42	> 15000	0.06	1000
	1.8	0.3nH	10	35	50	> 15000	0.06	1000
	2.2	0.3nH	10	40	47	14000	0.08	1000
	2.7	0.3nH	10	38	51	13000	0.12	1000
	3.3	5%, 10%	10	41	53	10000	0.15	1000
	3.9	5%, 10%	10	36	51	8000	0.20	500
	4.7	5%, 10%	10	38	55	7000	0.21	500
	5.6	5%, 10%	10	38	48	5100	0.29	500
	6.8	5%, 10%	10	38	47	4900	0.32	500
	8.2	5%, 10%	10	38	58	3700	0.35	500
	10	5%, 10%	10	34	40	3600	0.42	500
	12	5%, 10%	11	36	45	3200	0.50	500
	15	5%, 10%	12	32	24	2600	0.60	400
	18	5%, 10%	11	30	23	2500	0.75	400

L, Q, SRF measured on HP-4291A and HP-8753D

### PERFORMANCE GRAPHS: INDUCTANCE AND Q VS FREQUENCY



### DIMENSIONS in inches [millimeters]

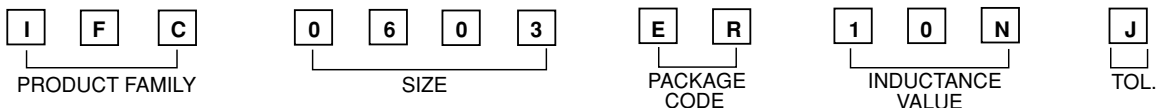


MODEL	A	B	C	D
IFC-0603	0.063 ± 0.004 [1.60 ± 0.1]	0.031 ± 0.004 [0.80 ± 0.1]	0.020 ± 0.004 [0.50 ± 0.1]	0.015 Max. [0.38 Max.]

### DESCRIPTION

IFC-0603 MODEL	10nH INDUCTANCE VALUE	± 5% INDUCTANCE TOLERANCE	ER PACKAGE CODE	e3 JDED LEAD FREE STANDARD
-------------------	-----------------------------	---------------------------------	-----------------------	----------------------------------

### GLOBAL PART NUMBER



See the end of this data book for conversion tables