




(2,54mm) .100"

IPT1, IPS1 SERIES

IPS1-115-01-L-D-VS



IPS1-120-01-L-D-RA

IPT1-110-01-L-D

SHROUDED POWER CONNECTOR SET

SPECIFICATIONS

For complete specifications see www.samtec.com?IPT1 or www.samtec.com?IPS1

Insulator Material: Black LCP
Contact Material: Phosphor Bronze



Plating: Sn or Au over 50µ" (1,27µm) Ni

Operating Temp Range:

-55°C to +105°C with Tin;

-55°C to +125°C with Gold

Insertion Depth: (3,81mm)

.150" to (6,48mm) .255"

Wiping Distance:

(0,38mm) .015"

Insertion Force (SMT):

3.0oz (0,83N) avg.

Withdrawal Force (SMT):

2.6oz (0,72N) avg.

Insertion Force (T/H):

6.0oz (1,67N) avg.

Withdrawal Force (T/H):

5.0oz (1,39N) avg.

Voltage Rating:

550 VAC/777 VDC

RoHS Compliant:

Yes

CURRENT RATING	
AMBIENT TEMP	IPT1/IPS1
20°C	9.0A
40°C	8.1A
60°C	7.1A
95°C	4.8A

4 POSITIONS (2x2)

Processing:

Lead-Free Solderable:

Yes

SMT Lead Coplanarity:

(0,13mm) .005" max (05-10)

(0,15mm) .006" max (15-25)

APPLICATION SPECIFIC OPTION

Latching feature and No. 1 position polarized available. Call Samtec.



Note: Other Gold plating options available. Contact Samtec.

Note: Some sizes, styles and options are non-standard, non-returnable.

IPT1 - **1** NO. PINS PER ROW - **LEAD STYLE** - **PLATING OPTION** - **D** - **TAIL OPTION** - **OTHER OPTION**

Mates with: **IPS1**

05, 10, 15, 20, 25
(Call Samtec for other sizes)

Specify **LEAD STYLE** from chart

-L
= 10µ" (0,25µm)
Gold on contact, Matte Tin on tail

Requires **-01** Lead Style (Leave blank for Through-Hole)

-RA
= Right Angle

-VS
= Surface Mount


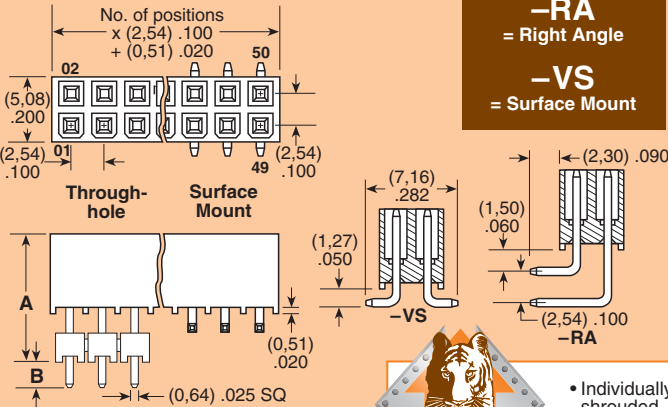
-A
= Alignment Pin (-VS only) (N/A with -LC)

-LC
= Locking Clip (Manual placement required) (-VS only) (N/A with -A)

-K
= (6,00mm) .236" DIA Polyimide film Pick & Place Pad (-VS only)

-TR
= Tape & Reel Packaging (-VS only)

LEAD STYLE	MATED HEIGHT	A	B
-01	(11,05) 435	(5,84) 230	(2,16) .085
-01-VS	(13,59) 535	(6,35) 250	N/A
-02	(14,00) 551	(9,30) 366	(2,64) .104
-03	(16,00) 630	(11,30) 445	(2,16) .085
-04	(17,00) 669	(12,30) 484	(2,69) .106
-05	(19,00) 748	(14,30) 563	(2,46) .097
-06	(20,00) 787	(15,30) 602	(2,35) .093
-07	(25,00) 984	(20,30) 799	(2,31) .091
-08	(30,00) 1181	(25,30) 996	(2,39) .094
-09	(35,00) 1378	(30,30) 1193	(2,46) .097



IPS1 - **1** NO. PINS PER ROW - **01** - **PLATING OPTION** - **D** - **TAIL OPTION** - **OTHER OPTION**

Mates with: **IPT1**

05, 10, 15, 20, 25
(Call Samtec for other sizes)

-L
= 10µ" (0,25µm)
Gold on contact, Matte Tin on tail

Leave blank for Through-hole

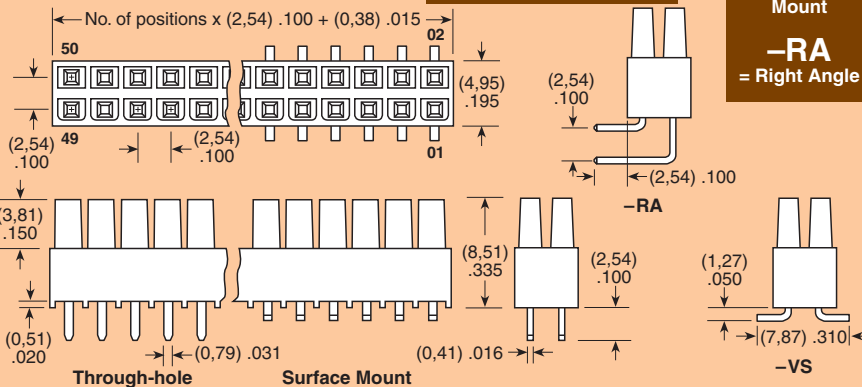
-VS
= Surface Mount

-RA
= Right Angle

-LC
= Locking Clip (Manual placement required) (-VS only)

-K
= (5,50mm) .217" DIA Polyimide film Pick & Place Pad (-VS only)

-TR
= Tape & Reel Packaging



Due to technical progress, all designs, specifications and components are subject to change without notice.

WWW.SAMTEC.COM