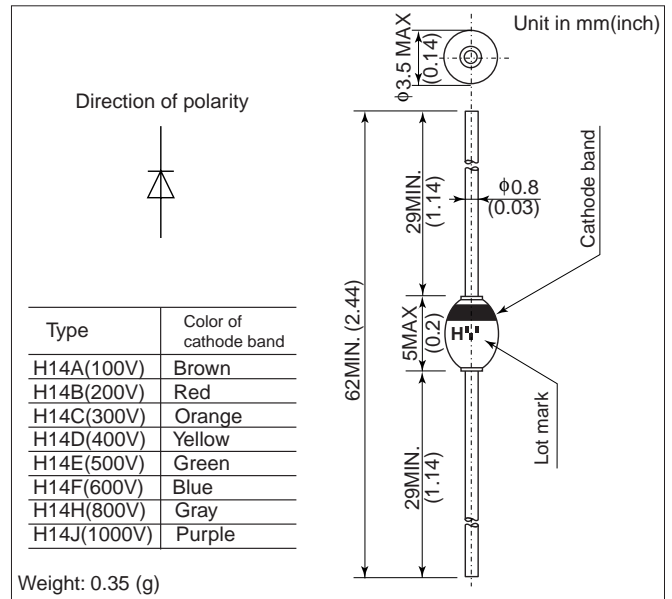


H14

FEATURES

- For general purpose.
- Diffused-junction. Glass passivated and encapsulated.

OUTLINE DRAWING



ABSOLUTE MAXIMUM RATINGS

Item	Type		H14A	H14B	H14C	H14D	H14E	H14F	H14H	H14J	
Repetitive Peak Reverse Voltage	V_{RRM}	V	100	200	300	400	500	600	800	1000	
Non-Repetitive Peak Reverse Voltage	V_{RSM}	V	120	240	360	480	600	720	960	1200	
Average Forward Current	$I_{F(AV)}$	A	1.0 (single-phase half sine wave 180° conduction L=10mm)								
			$T_L=115^\circ\text{C}$							$T_L=105^\circ\text{C}$	
Surge(Non-Repetitive) Forward Current	I_{FSM}	A	45 (Without PIV, 10ms conduction, Tj max start)								
I^2t Limit Value	I^2t	A^2s	8 (Time = 2 ~ 10ms, I = RMS value)								
Operating Junction Temperature	T_j	$^\circ\text{C}$	-40 ~ +175						-40 ~ +165		
Storage Temperature	T_{sig}	$^\circ\text{C}$	-40 ~ +175								

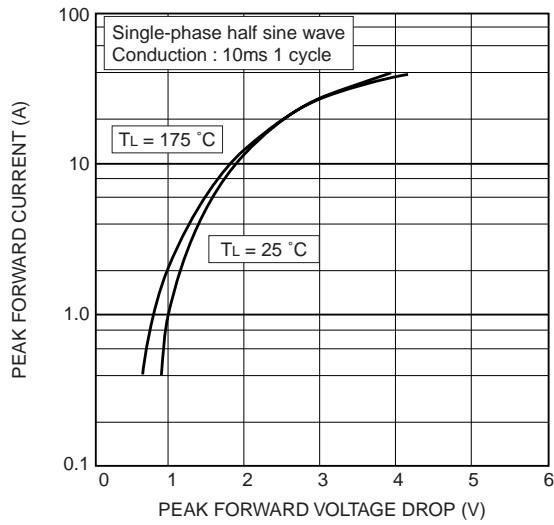
- Notes (1) Lead mounting : Lead temperature 300°C max. to 3.2mm from body for 5sec. max..
 (2) Mechanical strength : Bending 90°×2 cycles or 180°×1 cycle, Tensile 2kg, Twist 90°×1 cycle.

CHARACTERISTICS($T_L=25^\circ\text{C}$)

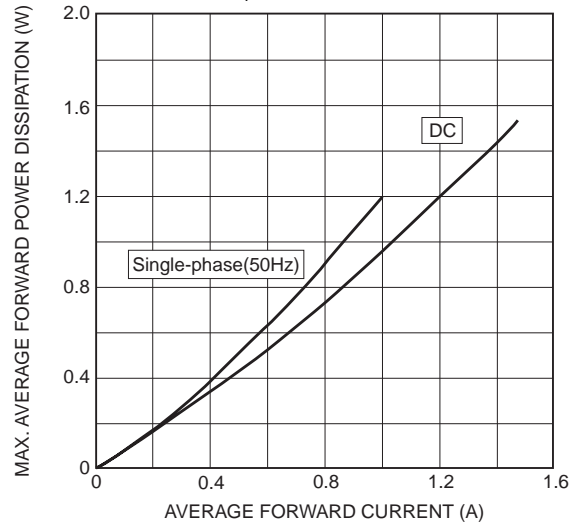
Item	Symbols	Units	Min.	Typ.	Max.	Test Conditions
Peak Reverse Current	I_{RRM}	μA	—	—	5.0	All class Rated V_{RRM}
Peak Forward Voltage	V_{FM}	V	—	—	1.0	$I_{FM}=1.0\text{Ap}$, Single-phase half sine wave 1 cycle
Reverse Recovery Time	t_{rr}	μs	—	3.0	—	$I_F=2\text{mA}$, $V_R=-15\text{V}$
Steady State Thermal Impedance	$R_{th(j-a)}$	$^\circ\text{C/W}$	—	—	80	Lead length = 10 mm
	$R_{th(j-l)}$				50	
Junction Capacitance	C_j	pF	—	50	—	$V_R=0\text{V}$
			—	8	—	$V_R=-50\text{V}$

H14

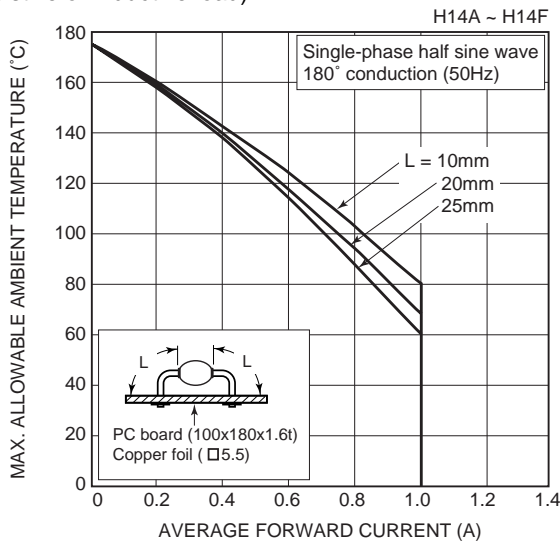
Forward characteristic



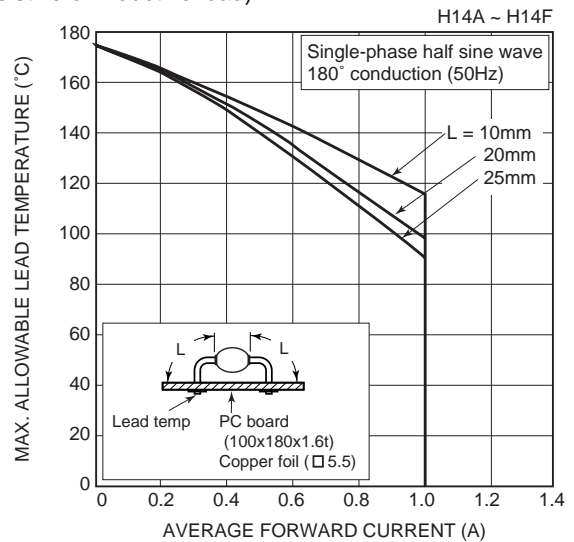
Max. average forward power dissipation (Resistive or inductive load)



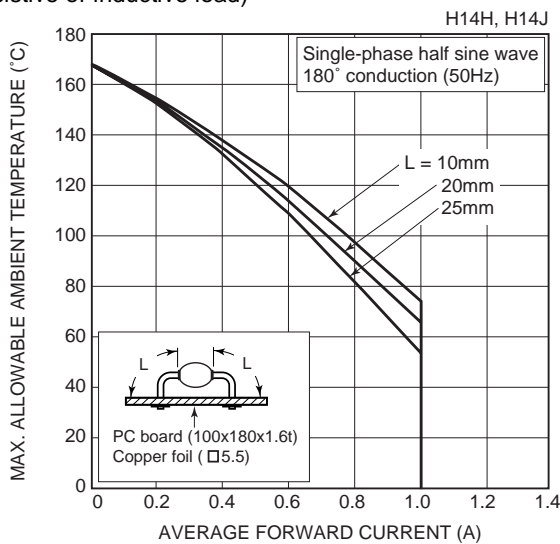
Max. allowable ambient temperature (Resistive or inductive load)



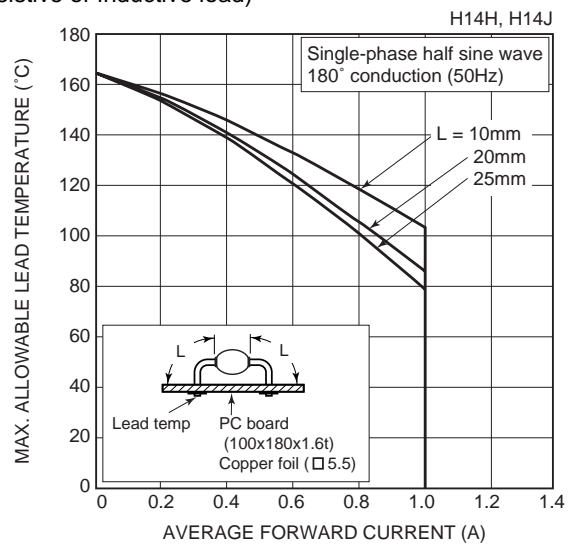
Max. allowable lead temperature (Resistive or inductive load)



Max. allowable ambient temperature (Resistive or inductive load)

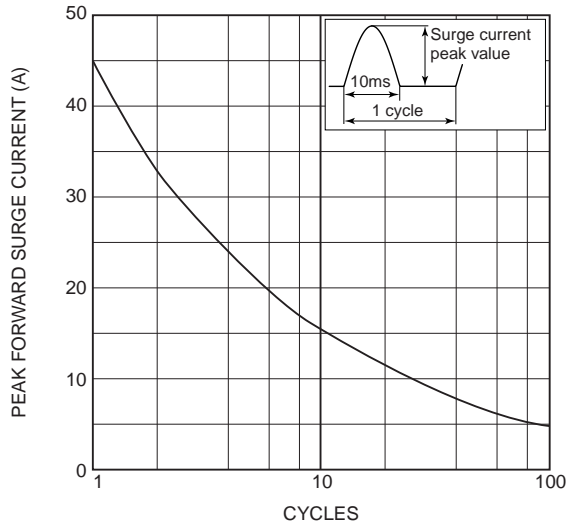


Max. allowable lead temperature (Resistive or inductive load)

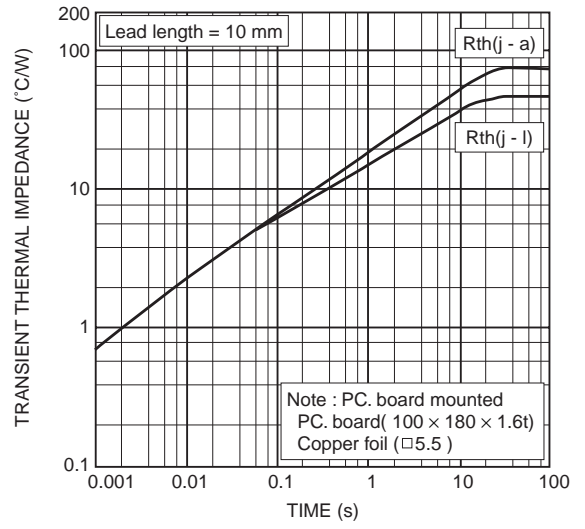


H14

Surge forward current characteristic
(Non-repetitive)



Transient thermal impedance



HITACHI POWER SEMICONDUCTORS

Notices

- 1.The information given herein, including the specifications and dimensions, is subject to change without prior notice to improve product characteristics. Before ordering, purchasers are advised to contact Hitachi sales department for the latest version of this data sheets.
- 2.Please be sure to read "Precautions for Safe Use and Notices" in the individual brochure before use.
- 3.In cases where extremely high reliability is required(such as use in nuclear power control, aerospace and aviation, traffic equipment, life-support-related medical equipment, fuel control equipment and various kinds of safety equipment), safety should be ensured by using semiconductor devices that feature assured safety or by means of users' fail-safe precautions or other arrangement. Or consult Hitachi's sales department staff.
- 4.In no event shall Hitachi be liable for any damages that may result from an accident or any other cause during operation of the user's units according to this data sheets. Hitachi assumes no responsibility for any intellectual property claims or any other problems that may result from applications of information, products or circuits described in this data sheets.
- 5.In no event shall Hitachi be liable for any failure in a semiconductor device or any secondary damage resulting from use at a value exceeding the absolute maximum rating.
- 6.No license is granted by this data sheets under any patents or other rights of any third party or Hitachi, Ltd.
- 7.This data sheets may not be reproduced or duplicated, in any form, in whole or in part , without the expressed written permission of Hitachi, Ltd.
- 8.The products (technologies) described in this data sheets are not to be provided to any party whose purpose in their application will hinder maintenance of international peace and safety not are they to be applied to that purpose by their direct purchasers or any third party. When exporting these products (technologies), the necessary procedures are to be taken in accordance with related laws and regulations.

-
- For inquiries relating to the products, please contact nearest overseas representatives which is located "Inquiry" portion on the top page of a home page.
-

Hitachi power semiconductor home page address <http://www.hitachi.co.jp/pse>