

**MATERIAL / FINISHS**

<b>INSULATOR</b>	Material	P.B.T & GLASS FILL REINFORCED UL-94V-0
<b>CONTACT</b>	Material	BRASS
	Plating	TIN PLATED OVER NICKEL
	Thickness	TIN: 80~100u" BASE NICKEL: 40u"
<b>SHELL</b>	Material	NO
	Plating	NO
	Thickness	NO
<b>SCREWLOCK, BOARDLOCK, RIVET, GROUNDING.</b>	Material	NO

**SPECIFICATION**

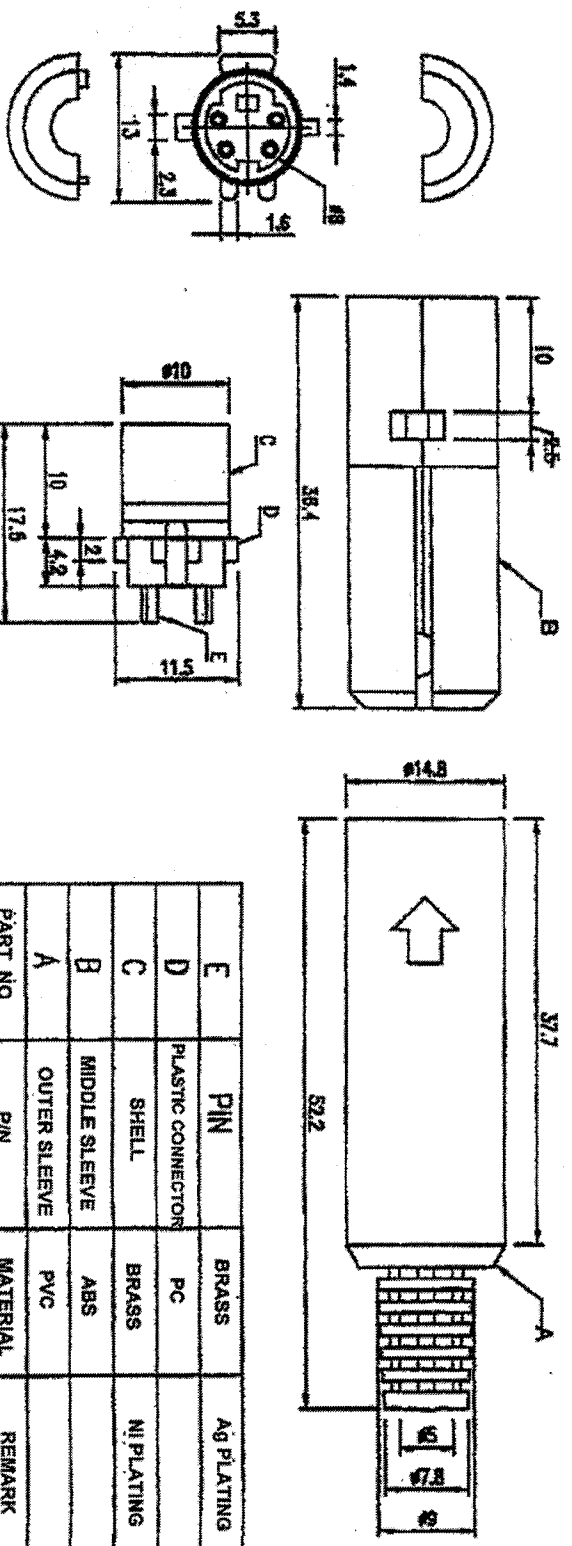
<b>RATE CURRENT</b>	3 AMP.
<b>INSULATION RESISTANCE</b>	3000 MEGOHM MIN. AT 500V DC
<b>CONTACT RESISTANCE</b>	15 MILLIOHM MAX
<b>DIELECTRIC WITHSTANDING VOLTAGE</b>	1000 V AC / 1 MINUTE
<b>OP. TEMPERATURE</b>	-55°C ~ +105°C

**REMARKS:**

**G18FA SERIES**

DIVISION STAMP	APPROVED	CHECKED	DRAWN
	<i>Jen</i> 3/5	<i>Jen</i> 3/5	Candy3/5

BDC-0375-1	BDC-0376-1	BDC-0377-1	BDC-0378-1	BDC-0379-1	BDC-0380-1
MINI 3P	MINI 4P	MINI 5P	MINI 6P	MINI 7P	MINI 8P



PART NO	PIN	MATERIAL	REMARK
E	PIN	BRASS	AG PLATING
D	PLASTIC CONNECTOR	PC	
C	SHELL	BRASS	NI PLATING
B	MIDDLE SLEEVE	ABS	
A	OUTER SLEEVE	PVC	

MINI DIN  
ASSEMBLY TYPE  
RECEPTACLE

UNLESS OTHERWISE SPECIFIED TOLERANCE  
 0.1 20.5  
 0 40.5  
 .005 40.2  
 .002

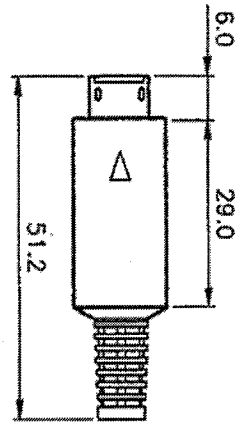
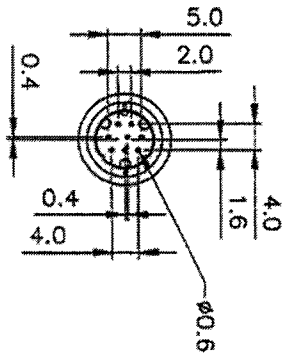
SCALE AS SHOWN UNIT: MM

DRAWN: JOE  
 CHECKED: Joe  
 03/29/01  
 04/02/01

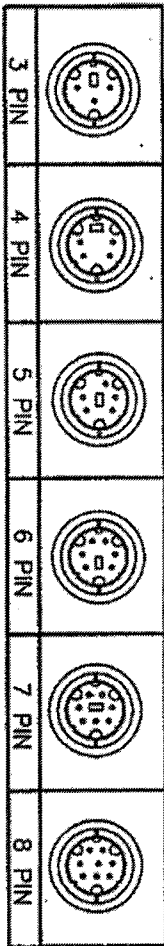
APPROVED: [Signature]  
 04/24/88  
 04/05/01

PRODUCT NO. G18FA0 X 0350  
 FILE NUMBER

REV	DESCRIPTION	DATE
B		
A		



ASSEMBLY TYPE MALE



UNLESS OTHERWISE SPECIFIED TOLERANCES

0.5 40.5  
 .0 40.3  
 .00 40.2

SCALE: 1:1 UNIT: MM

DRAWN ROSIE DATE: 04/24/98

CHECKED *BAK* DATE: 04/24/98

APPROVED *BAK* DATE: 04/24/98

SIZE A4 REV. A

DRAWN NAME: MINI DIN SOLDER TYPE

PRODUCT NO: G18FA 0X 1350

FILE NAME:

DESCRIPTION

REV. A	DATE: 04/24/98	SIZE: A4	REV. A
--------	----------------	----------	--------