

SMD Inductors(Coils) For Power Line(Wound, Magnetic Shielded)

Conformity to RoHS Directive

GLF Series GLF1608

FEATURES

- It delivers low Rdc with high Idc.
- It is lead-free compatible.
The product contains no lead whatsoever.
It is able to withstand high temperature reflows (260°C during the peak) used in lead-free soldering.
- It is a product conforming to RoHS directive.
- It's construction supports bulk mounting.

APPLICATIONS

Perfect coil for step-up and step-down circuits, and decoupling circuits for each set power supply circuit

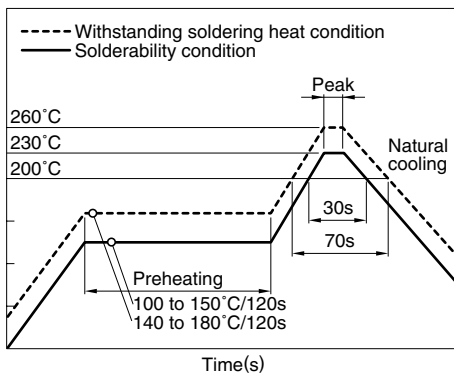
- Portable audio visual devices (DSC, DVC, Audio, etc.)
- Mobile communication devices (cellular phones, LCD panel, etc.)
- Information devices (TVs, DVDs, STBs, PCs, HDDs, etc.)
- Amusement devices (Video games, etc.)

SPECIFICATIONS

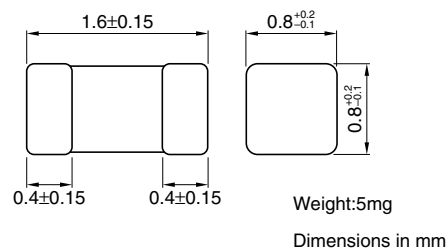
Operating temperature range	-40 to +105°C [Including self-temperature rise]
Storage temperature range	-40 to +105°C

RECOMMENDED SOLDERING CONDITIONS

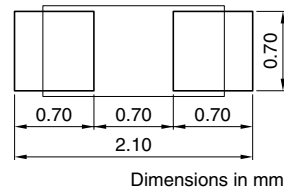
REFLOW SOLDERING



SHAPES AND DIMENSIONS



RECOMMENDED PC BOARD PATTERN



PACKAGING STYLE AND QUANTITIES

Packaging style	Quantity
Taping	4000 pieces/reel

ELECTRICAL CHARACTERISTICS

Part No.	Inductance (μH)	Inductance tolerance (%)	DC resistance (Ω)±30%	Rated current*1 (mA)max.	Rated current*2 (mA)max.	Rated current*3 (mA)max.
GLF1608T1R0M	1.0	±20	0.17	125	220	400
GLF1608T2R2M	2.2	±20	0.33	75	160	275
GLF1608T4R7M	4.7	±20	0.55	70	115	220
GLF1608T100M	10.0	±20	0.70	50	90	180
GLF1608T220M	22.0	±20	3.00	35	60	100

*1Rated Current Based on Inductance Variation: Current when inductance decreases by 10% of the initial value due to direct current superimposed characteristics

*2Rated Current Based on Inductance Variation: Current when inductance decreases by 20% of the initial value due to direct current superimposed characteristics

*3Rated Current Based on Increasing Product Temperature: Current when temperature of the product reaches +20°C

• Test equipmentL: Agilent 4291A IMPEDANCE ANALYZER+16034E,or equivalent

Rdc: MATSUSHITA DIGITAL MILLOHM METER VP-2941A,or equivalent

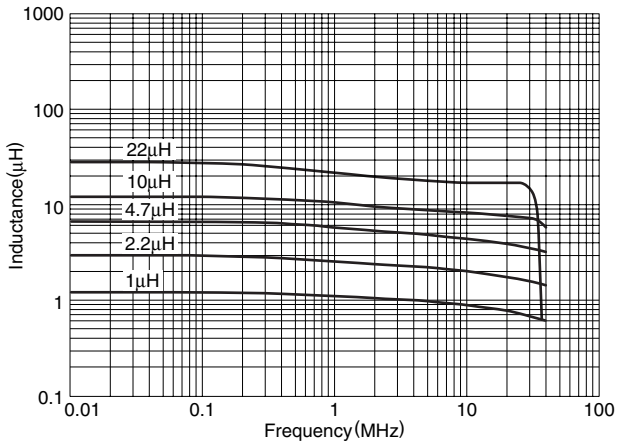
Idc: Agilent 4285A PRECISION LCR METER+42841A BIAS CURRENT SOURCE+Agilent 42841A BIAS CURRENT SOURCE,or equivalent

• Conformity to RoHS Directive: This means that, in conformity with EU Directive 2002/95/EC, lead, cadmium, mercury, hexavalent chromium, and specific bromine-based flame retardants, PBB and PBDE, have not been used, except for exempted applications.

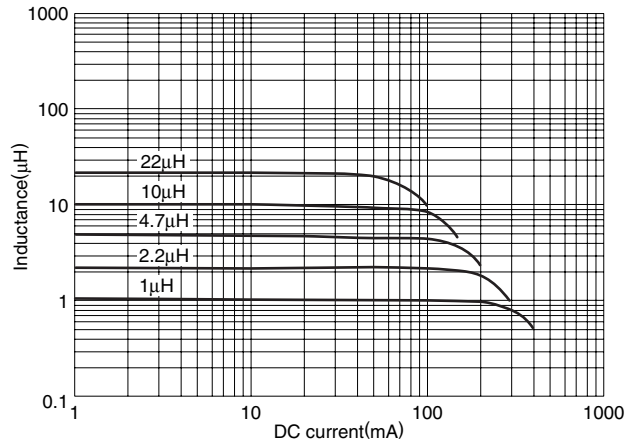
• All specifications are subject to change without notice.

TYPICAL ELECTRICAL CHARACTERISTICS

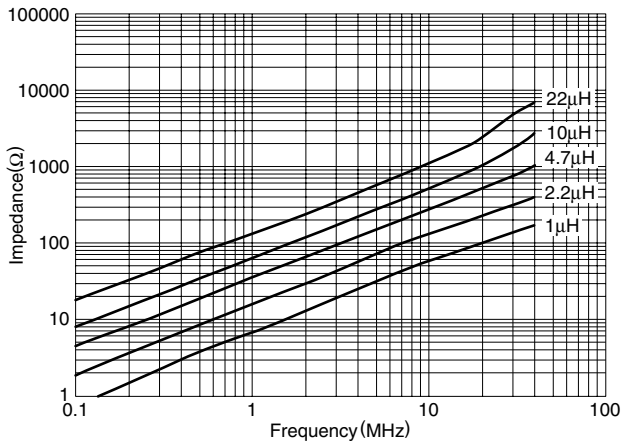
INDUCTANCE vs. FREQUENCY CHARACTERISTICS



INDUCTANCE vs. DC SUPERPOSITION CHARACTERISTICS



IMPEDANCE vs. FREQUENCY CHARACTERISTICS



• All specifications are subject to change without notice.