

FOR BOARD-TO-BOARD CONNECTION

230 SERIES

■ FEATURES

- 1.27 mm (0.050 in.) pitch contact arrangement in two rows enables high-density mounting.
- Connectors with 34 to 96 contacts are available for various purposes.
- Connectors with 68 contacts comply with SCSI III interface.
- Connectors with 96 contacts comply with S-bus interface.
- Each of the contacts on the female connector are alternately inset for two-step coupling, significantly reducing insertion force.
- Terminals are spaced in a four-row staggered arrangement (2.54 mm × 1.905 mm) (0.100 in. × 0.075 in.) for easy PC board design.
- Insulation is UL-approved (94V-0).



■ SPECIFICATIONS

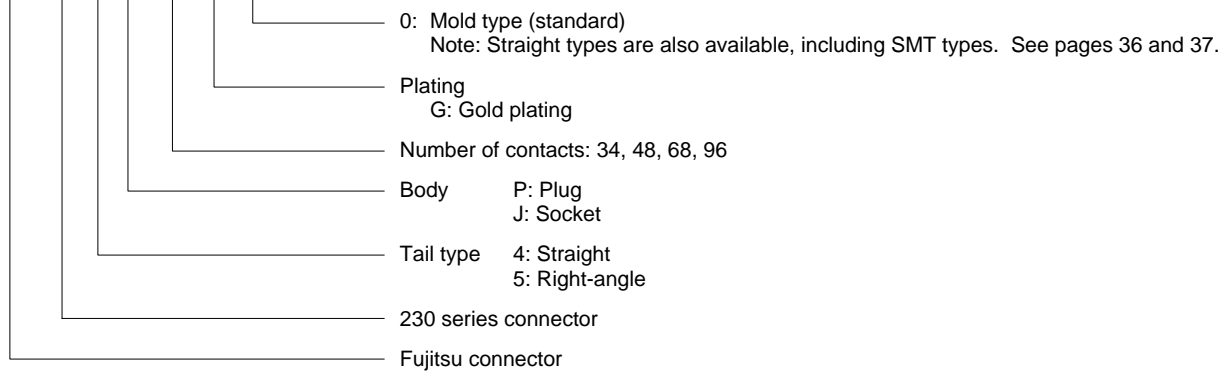
Item	Specifications				
Operating temperature range	-55°C to +105°C				
Current rating	DC 2 A				
Voltage rating	AC 240 V				
Contact resistance	30 mΩ max. (DC 6 V, 0.1 A)				
Insulation resistance	1000 MΩ min. (DC 500 V)				
Dielectric withstand voltage	AC 750 V for 1 minute				
Insertion force [kg max.]	Number of contacts	34	48	68	96
	Force	3.0	4.0	5.5	7.0
Withdrawal force [kg min.]	Number of contacts	34	48	68	96
	Force	0.68	0.96	1.36	1.92
Applicable PC board (standard)	1.6 mm (0.063 in.)				

■ MATERIALS

Item	Materials	
Insulator	Polyester (UL94V-0)	
Conductor	Copper alloy	
Plating	Contact	Gold plating
	Terminal	Palladium plating

ORDERING CODE

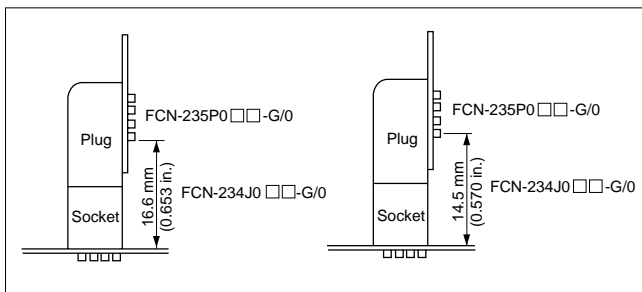
FCN-23 4 P 068-G / 0



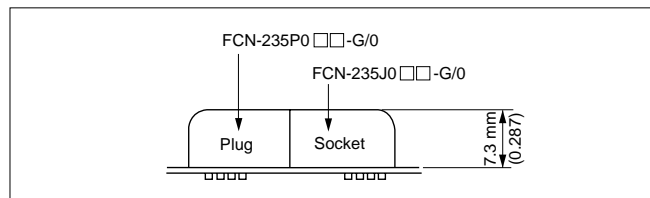
APPLICATIONS

Board-to-board connection

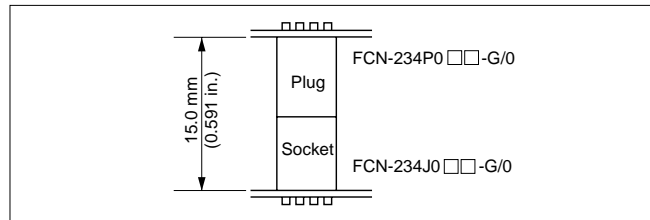
Vertical PCB connection



Horizontal PCB connection



Parallel PCB connection

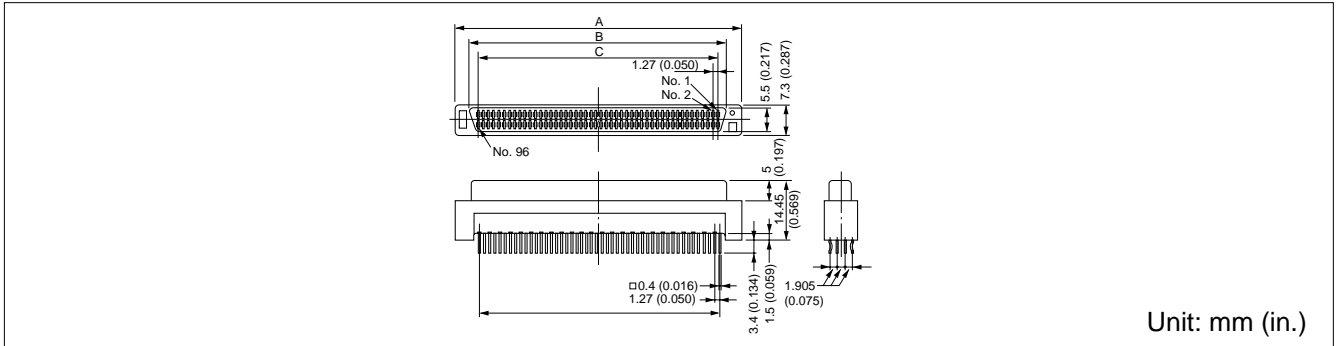


Parallel board connection (for a connector with 96 contacts)

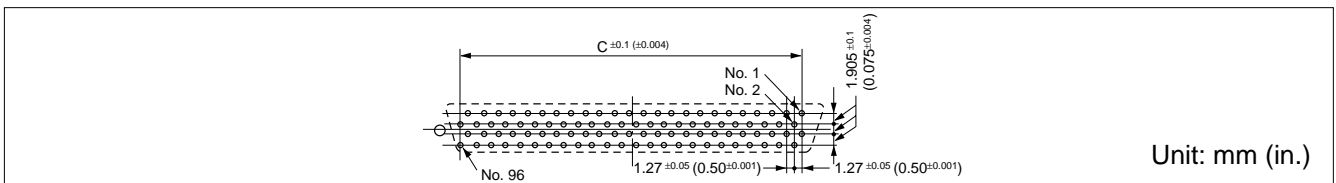
Board interval (mm (in.))		15.0	18.75	39.10
Mounting dimension				
Part number	Plug	FCN-234P0XX-G/0	FCN-234P096-G/0 FCN-234P096-G/Y FCN-234P096-G/ZA	FCN-234P096-G/0 FCN-234P096-G/Y FCN-234P096-G/ZA
	Socket	FCN-234J0XX-G/0	FCN-234J096-G/UA FCN-234J096-G/VA FCN-234J096-G/Y	FCN-234J096-G/U1

STRAIGHT SOCKET (RAISED MOUNTING TYPE) - STACK HEIGHT 18.75mm

■ DIMENSIONS



■ MOUNTING HOLE LAYOUT

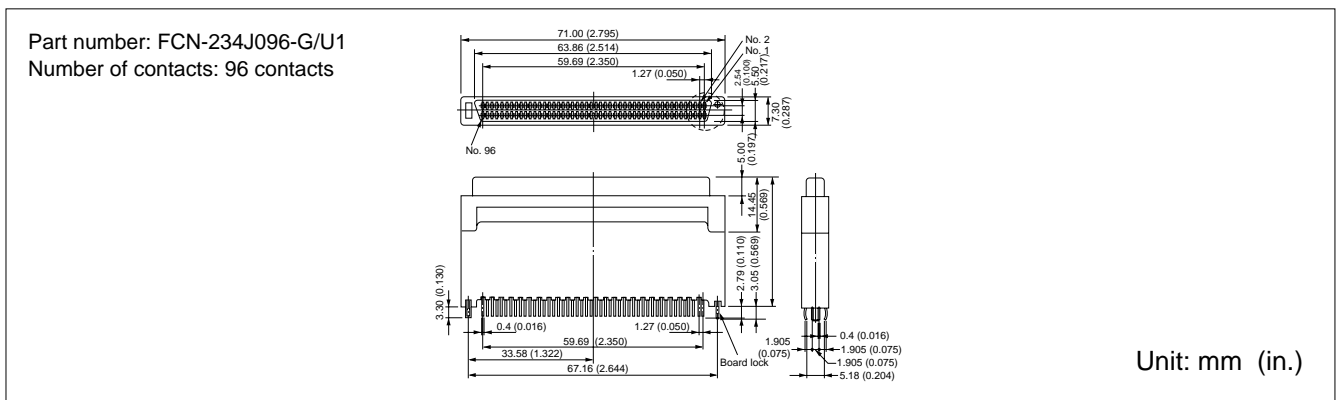


■ PART NUMBERS AND DIMENSIONS

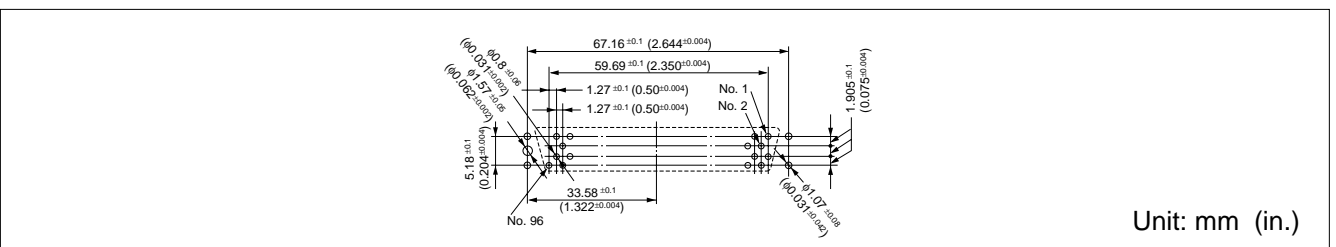
Number of contacts	Part number	Dimensions: mm (in.)		
		A	B	C
48	FCN-234J048-G/Y	40.52 (1.595)	33.38 (1.314)	29.21 (1.150)
68	FCN-234J068-G/Y	53.22 (2.095)	46.08 (1.814)	41.91 (1.650)
96	FCN-234J096-G/Y	71.00 (2.795)	63.86 (2.514)	59.69 (2.350)

STRAIGHT SOCKET (EXTENDED HEIGHT S BUS - STACK HEIGHT 39.1mm)

■ DIMENSIONS



■ MOUNTING HOLE LAYOUT



Fujitsu Components International Headquarter Offices

Japan

Fujitsu Component Limited
Gotanda-Chuo Building
3-5, Higashigotanda 2-chome, Shinagawa-ku
Tokyo 141, Japan
Tel: (81-3) 5449-7010
Fax: (81-3) 5449-2626
Email: promothq@ft.ed.fujitsu.com
Web: www.fcl.fujitsu.com

North and South America

Fujitsu Components America, Inc.
250 E. Caribbean Drive
Sunnyvale, CA 94089 U.S.A.
Tel: (1-408) 745-4900
Fax: (1-408) 745-4970
Email: marcom@fcai.fujitsu.com
Web: www.fcai.fujitsu.com

Europe

Fujitsu Components Europe B.V.
Diamantlaan 25
2132 WV Hoofddorp
Netherlands
Tel: (31-23) 5560910
Fax: (31-23) 5560950
Email: info.marketing@fceu.fujitsu.com
Web: www.fceu.fujitsu.com

Asia Pacific

Fujitsu Components Asia Ltd.
102E Pasir Panjang Road
#04-01 Citilink Warehouse Complex
Singapore 118529
Tel: (65) 375-8560
Fax: (65) 273-3021
Email: fcal@fcal.fujitsu.com
www.fcal.fujitsu.com

© 2004 Fujitsu Components America, Inc. All company and product names are trademarks or registered trademarks of their respective owners. Rev. 07/26/2004.