


Disconnect Switch

Fusible, **200-800A**, 600V


FD200 through FD800



FD200J3



FD400J3



FD600J3, FD800L3

Catalog Symbols*: FD200J3, FD400J3, FD600J3, FD800L3

Ampere Rating: 200, 400, 600, 800 Amperes

Voltage Rating: 600 Volts

Agency Approvals:

UL Listed, Guide WPZX, File E155130

CSA Certified, File 58077M9

IEC 947-1

General Information:

Bussmann fused disconnect switches are UL 98/CSA 22.2 No. 4 devices. This makes them suitable for use on service equipment, panel boards, switchboards, industrial control equipment, motor control centers, etc.

*Catalog symbol is for **switch only**. Handles and shafts are ordered separately.

Fuse Type	Maximum Horsepower Rating	200V	208V	240V	480V	600V
		FD200J3	J†	50	50	60
FD400J3	J†	100	125	125	250	350
FD600J3	J†	150	150	200	400	500
FD800L3	L	200	200	250	500	600

†Class J fuses are standard. For 600V, Class T fuses, see table below.

Class T Adapters

200A	BDTA2
400A	BDTA4
600A	BDTA6

CE logo denotes compliance with European Union Low Voltage Directive (50-1000 VAC, 75-1500 VDC). Refer to BIF document #8002 or contact Bussmann Application Engineering at 314-527-1270 for more information.

Components:

Handles

Style	NEMA Type	Color	Grip Length (Inches)	Marking	Padlock-able	Defeat-able	Catalog Number
200A (□0.47" x 0.47")							
Pistol	1, 3R, 12	Blk	4.72	Off/On	Yes	Yes	BDH53
200-800A (□0.47" x 0.47")							
Pistol	1, 3R, 12	Blk	5.71	Off/On	Yes	Yes	BDH16
Pistol	1, 3R, 4, 4X, 12	Blk	5.71	Off/On	Yes	No	BDH35

Terminal Lug Kits - Kit Includes 6 Lugs

Amp Rating	Wire Size	Wire Type	Kit Catalog Number
200	#6 - 300 kcmil	Cu/Al	BDTL25
400	#2 - 600 kcmil	Cu/Al	BDTL26
600 & 800	(2) #2 - 600 kcmil	Cu/Al	BDTL27

Shafts

Mounting Depth**	Shaft Length	Catalog Number
200 - 400 Amps (□0.47" x 0.47")		
7.87 - 12.20	8.66	BDS220
9.05 - 13.38	9.84	BDS250
10.22 - 14.54	11.00	BDS280
12.0 - 16.32	12.78	BDS325
14.78 - 19.10	15.56	BDS395
17.53 - 21.85	18.31	BDS465
20.28 - 24.62	21.06	BDS535
600 - 800 Amps (□0.47" x 0.47")		
10.04 - 12.83	9.84	BDS250
11.20 - 14.00	11.00	BDS280
12.98 - 15.77	12.78	BDS325
15.76 - 18.55	15.56	BDS395
18.51 - 21.30	18.31	BDS465
21.06 - 24.08	21.06	BDS535

**Mounting depth is the distance from the outside of door to the disconnect switch mounting plate. Shaft can be cut to desired length.

Accessories:

Fuse Covers and Terminal Shrouds (line-side)

Amp Rating	Switch Type		Fuse Covers Catalog Number	Terminal Shrouds Catalog Number
	Fuse Type	Voltage		
200	J or T	600V	BFDC200†	BDTSF2
400	J	600V	BFDC400†	BDTSF4
600, 800	J or L	600V	BFDC600†	BDTSF6

†Fuse covers come standard on 200-800 amp switches.

Auxiliary Contacts - F200 through F800

Switch Amp Rating	Aux. Contact Amp Rating	Voltage	1 N.O. & 1 N.C. Catalog Number	2 N.O. & 2 N.C. Catalog Number
200-800	10	600	BDAUX1	BDAUX2

The only controlled copy of this BIF document is the electronic read-only version located on the Bussmann Network Drive. All other copies of this document are by definition uncontrolled. This bulletin is intended to clearly present comprehensive product data and provide technical information that will help the end user with design applications. Bussmann reserves the right, without notice, to change design or construction of any products and to discontinue or limit distribution of any products. Bussmann also reserves the right to change or update, without notice, any technical information contained in this bulletin. Once a product has been selected, it should be tested by the user in all possible applications.

Disconnect Switch

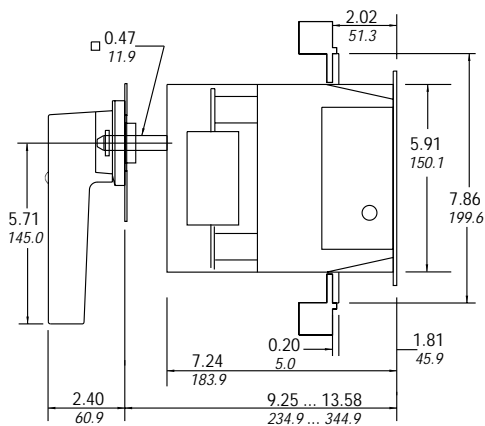
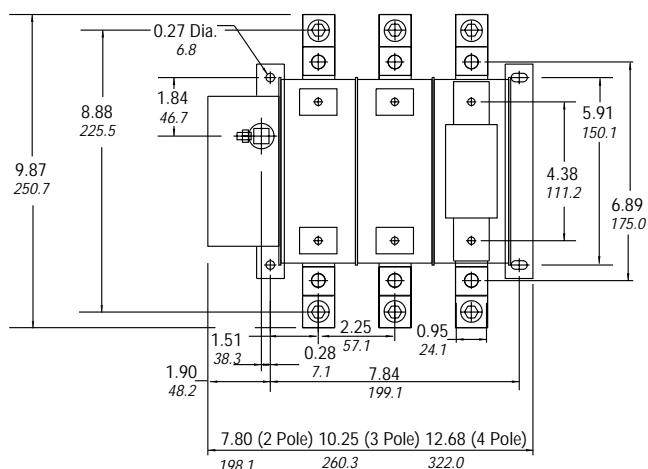
Fusible, **200-800A**, 600V

FD200 through FD800

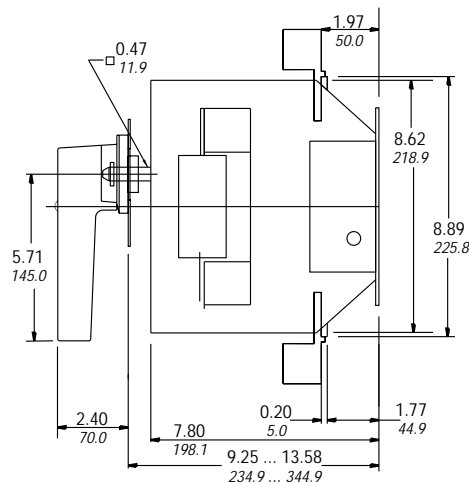
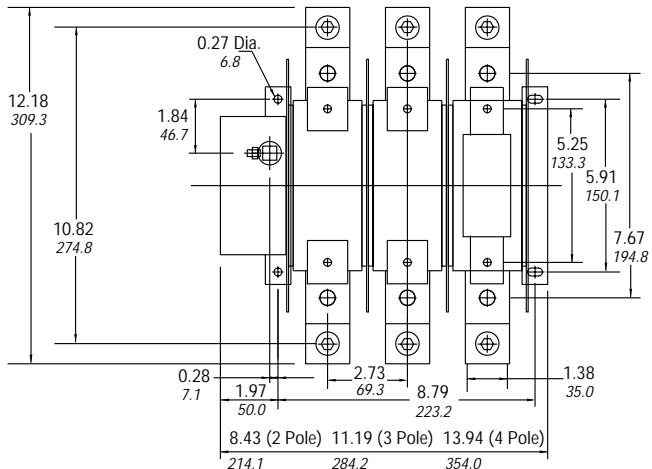
Dimensional Data

00.00 Inches
00.0 Millimeters

200 Amps



400 Amps



600 & 800 Amps

