



Absolute Maximum Ratings

Ta = 25°C

		Blue	Blue Green	Green	Yellow		Orange		Red		Unit
		DB	DC	DG	EFY	FY	EFA	FA	EFR	FR	
Power Dissipation	Pb	100	100	100	125	125	125	125	125	125	mW
Forward Current	IF	25	25	25	50	50	50	50	50	50	mA
Peak Forward Current	IFM	60	60	60	200	200	200	200	200	200	mA
Reverse Voltage	VR	5	5	5	5	5	5	5	5	5	V
Operating Temp.	Topr	-40~+85	-40~+85	-40~+85	-40~+85	-40~+85	-40~+85	-40~+85	-40~+85	-40~+85	°C
Storage Temp.	Tstg	-40~+100	-40~+100	-40~+100	-40~+100	-40~+100	-40~+100	-40~+100	-40~+100	-40~+100	°C
Derating *	ΔIF	0.33	0.33	0.33	0.67	0.67	0.67	0.67	0.67	0.67	mA/°C

* The current derating for operation applies when temperature is above 25°C.

• IFM Condition : tw ≤ 1msec, Duty ≤ 1/20

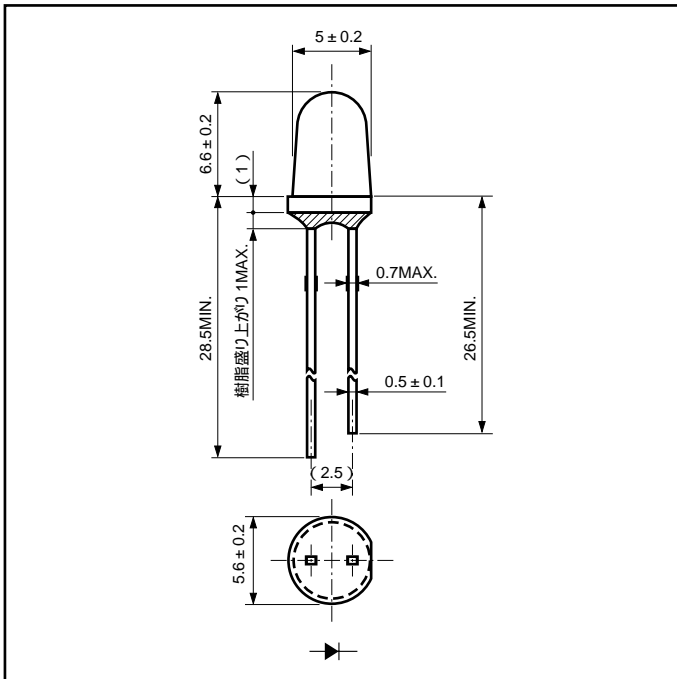
Electro-Optical Characteristics

Ta = 25°C

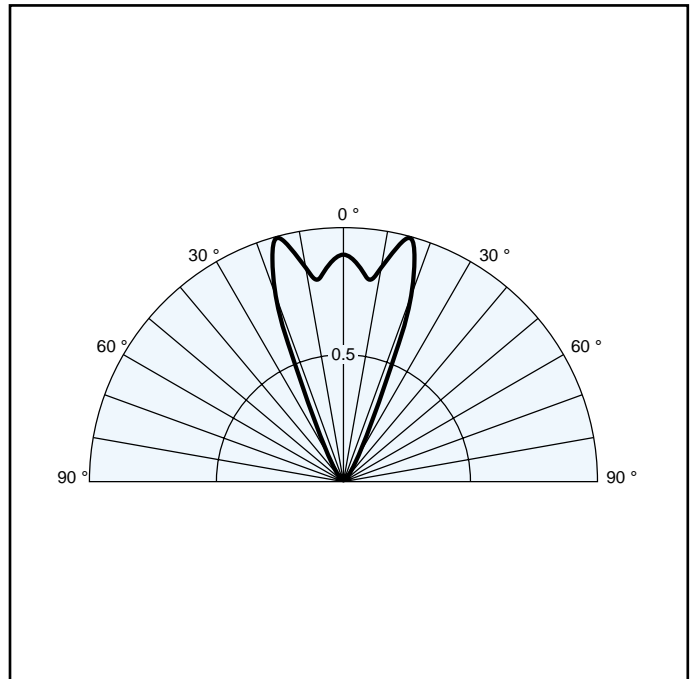
Part No.	Chip		Lens	Luminous Intensity			Wavelength			Forward Voltage			Reverse Current		Capacitance Co
	Material	Emitted Color		MIN	TYP	IF	λ d TYP	Δλ TYP	IF	VF		MAX	VR		
										TYP	MAX			IF	
DB5305S	InGaN/SiC	Blue	Water clear	120	240	20	470	26	20	2.5	4.0	20	100	5	40
DC5305S	InGaN/SiC	Blue Green	Water clear	400	800	20	505	30	20	2.5	4.0	20	100	5	40
DG5305S	InGaN/SiC	Green	Water Clear	400	800	20	525	30	20	2.5	4.0	20	100	5	40
EFY5365S	AlGaInP	Yellow	Pastel Yellow	700	1,000	20	590	15	20	1.9	2.4	20	100	5	40
FY5365S				250	500	20									
EFA5365S	AlGaInP	Orange	Pastel Orange	820	1,160	20	605	15	20	1.9	2.4	20	100	5	40
FA5365S				290	580	20									
EFR5365S	AlGaInP	Red	Pastel Red	620	880	20	626	15	20	1.9	2.4	20	100	5	40
FR5365S				220	880	20									
Units				mcd	mcd	mA	nm	nm	mA	V	V	mA	μA	V	pF

Package Dimensions

Unit : mm



Spatial Distribution

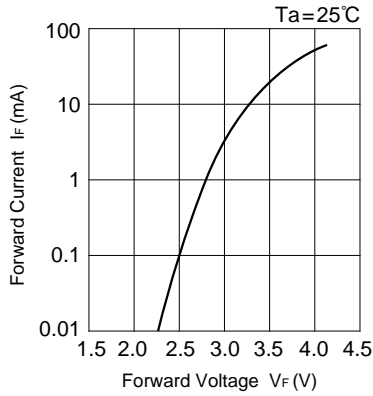




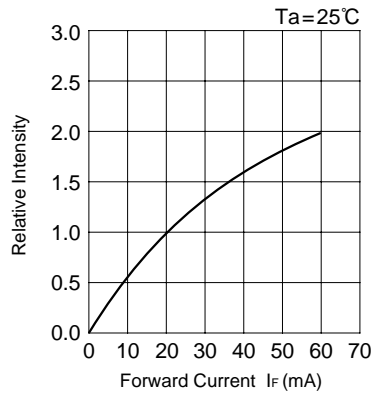
HI-SUPER BRIGHT LED

DB 5305S

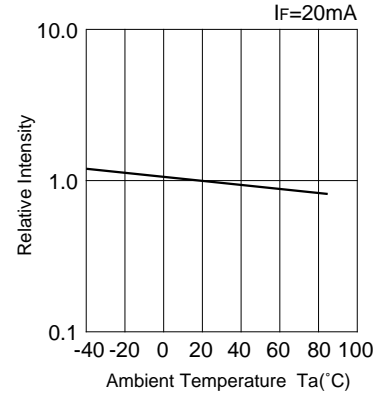
■ Forward Voltage vs. Forward Current



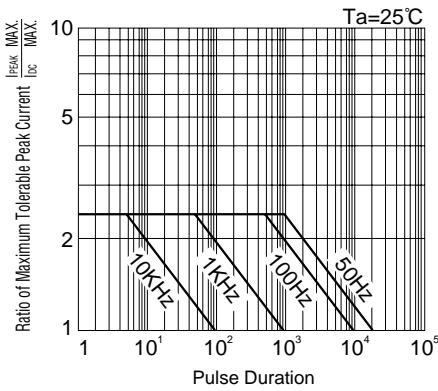
■ Forward Current vs. Relative Intensity



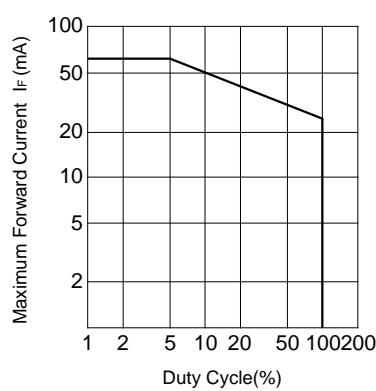
■ Ambient Temperature vs. Intensity



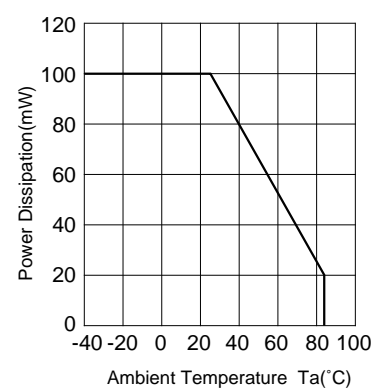
■ Pulse Duration vs. Maximum Tolerable Peak Current



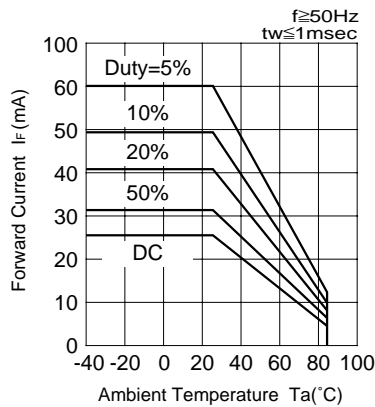
■ Duty Cycle vs. Maximum Forward Current



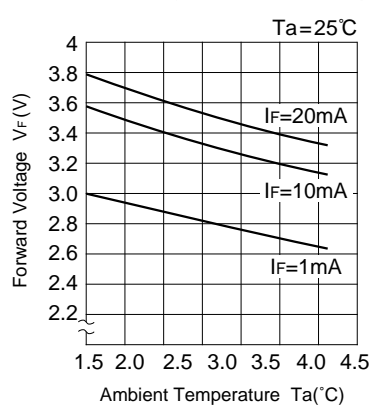
■ Power Dissipation vs. Ambient Temperature



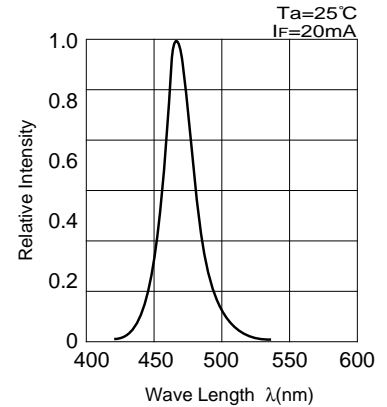
■ Ambient Temperature vs. Maximum Forward Current



■ Forward Voltage vs. Ambient Temperature



■ Spectral Distribution

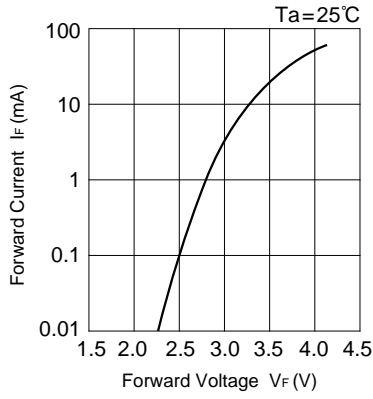




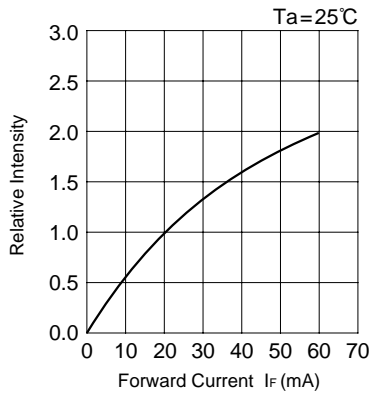
HI-SUPER BRIGHT LED

DC 5305S

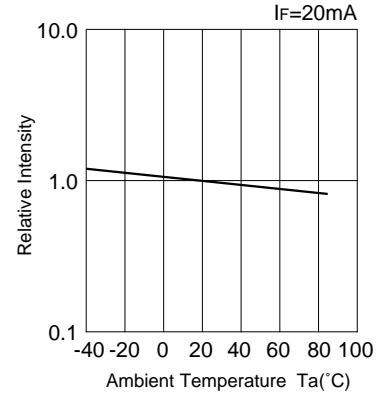
■ Forward Voltage vs. Forward Current



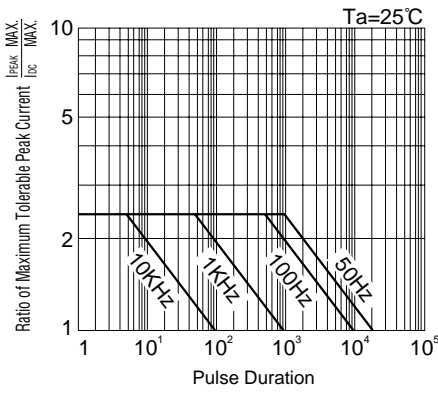
■ Forward Current vs. Relative Intensity



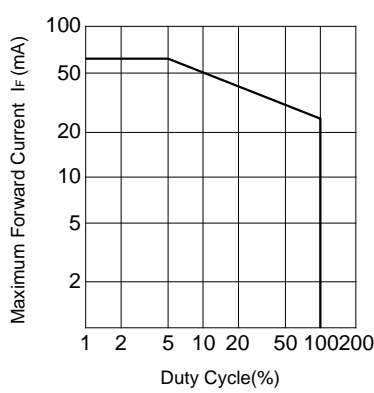
■ Ambient Temperature vs. Intensity



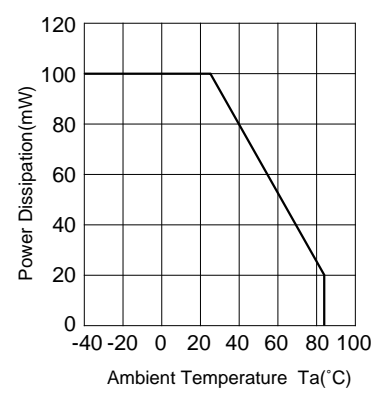
■ Pulse Duration vs. Maximum Tolerable Peak Current



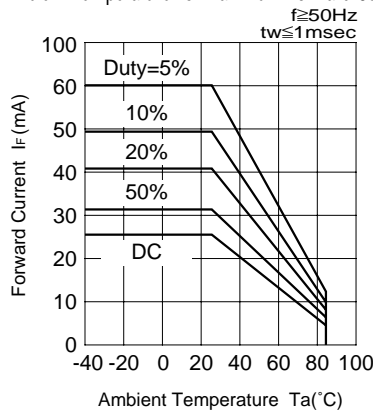
■ Duty Cycle vs. Maximum Forward Current



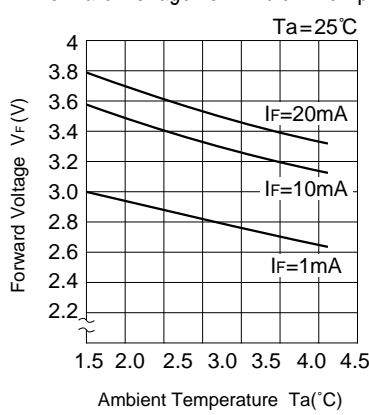
■ Power Dissipation vs. Ambient Temperature



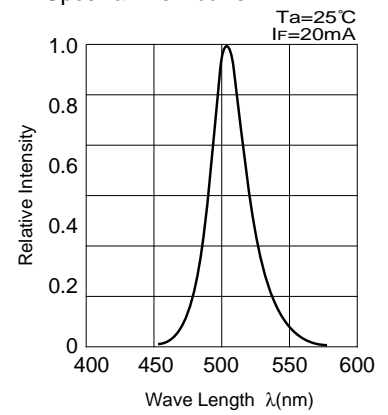
■ Ambient Temperature vs. Maximum Forward Current



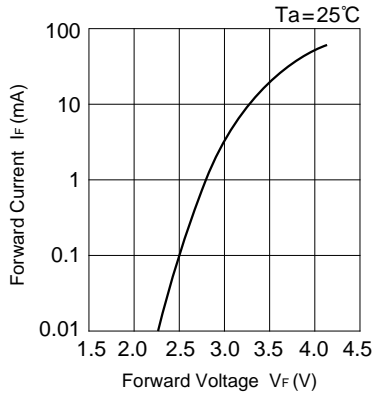
■ Forward Voltage vs. Ambient Temperature



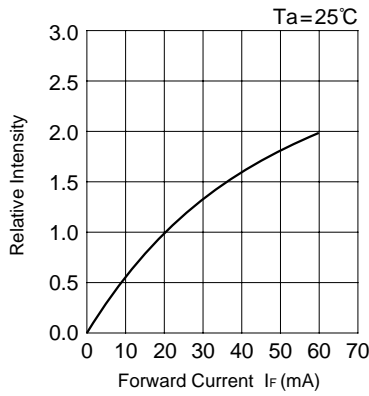
■ Spectral Distribution



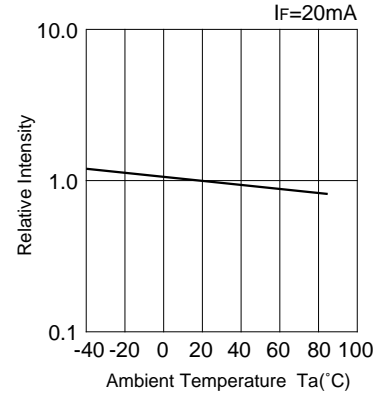
■ Forward Voltage vs. Forward Current



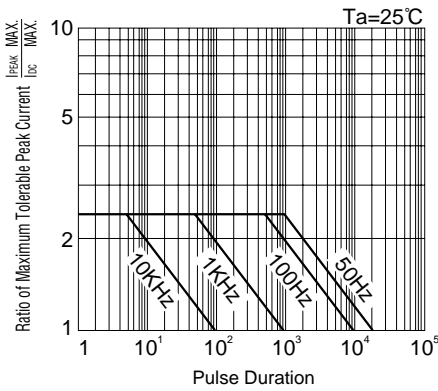
■ Forward Current vs. Relative Intensity



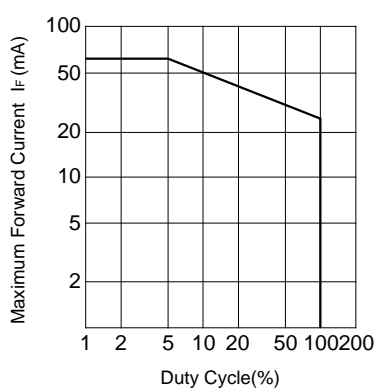
■ Ambient Temperature vs. Intensity



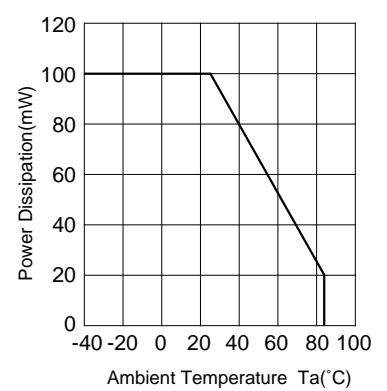
■ Pulse Duration vs. Maximum Tolerable Peak Current



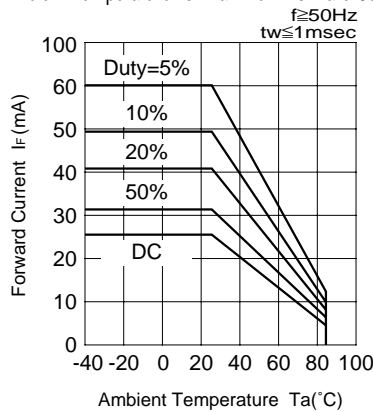
■ Duty Cycle vs. Maximum Forward Current



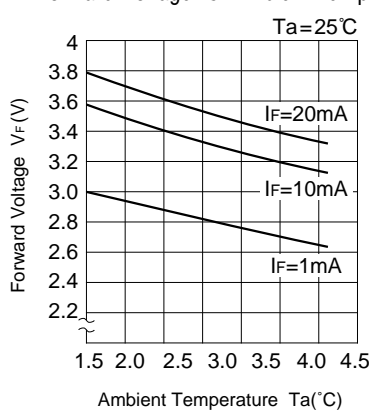
■ Power Dissipation vs. Ambient Temperature



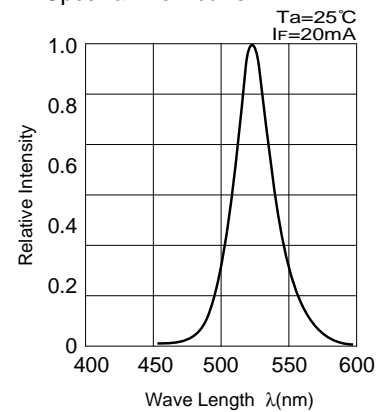
■ Ambient Temperature vs. Maximum Forward Current



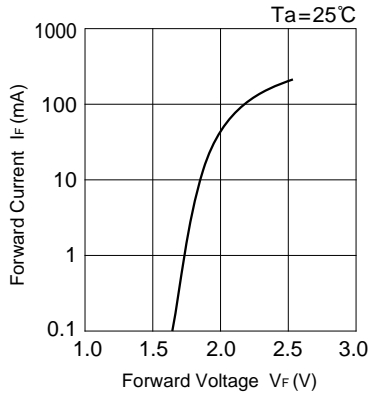
■ Forward Voltage vs. Ambient Temperature



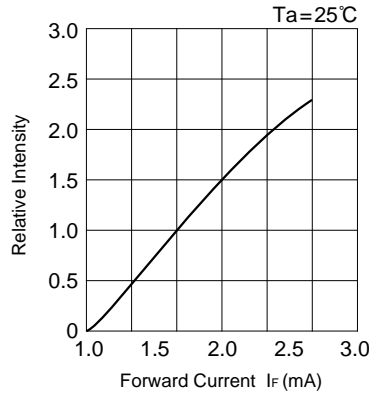
■ Spectral Distribution



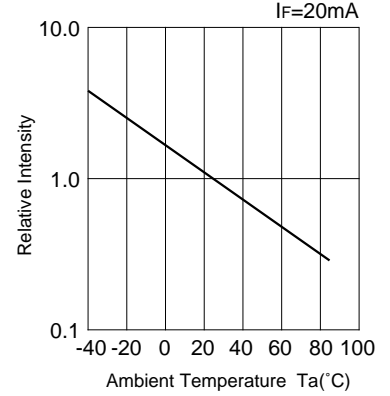
■ Forward Voltage vs. Forward Current



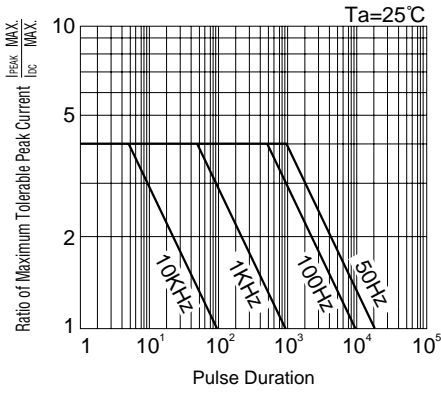
■ Forward Current vs. Relative Intensity



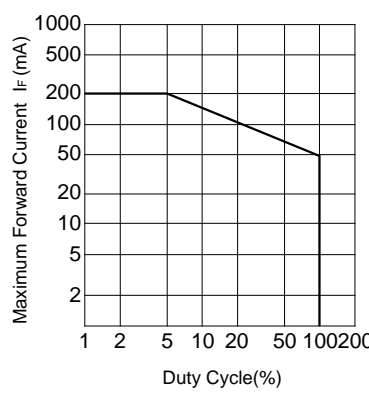
■ Ambient Temperature vs. Intensity



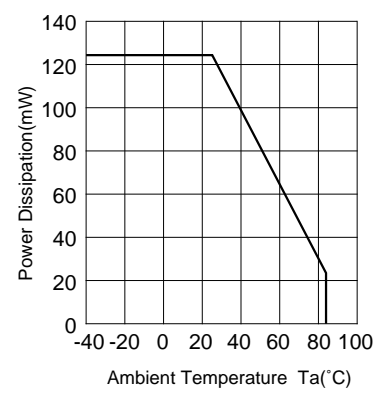
■ Pulse Duration vs. Maximum Tolerable Peak Current



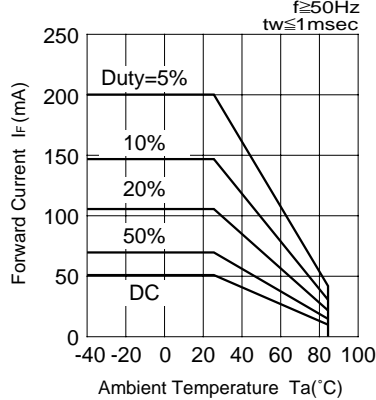
■ Duty Cycle vs. Maximum Forward Current



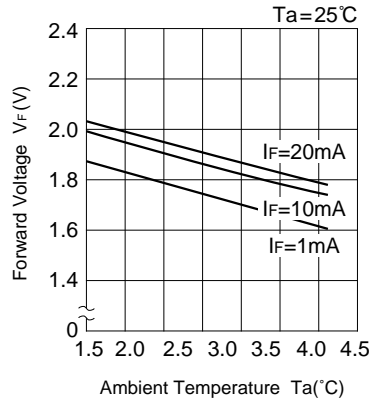
■ Power Dissipation vs. Ambient Temperature



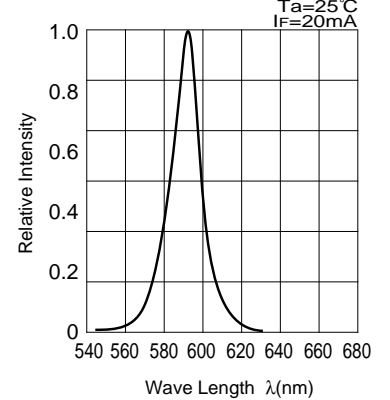
■ Ambient Temperature vs. Maximum Forward Current



■ Forward Voltage vs. Ambient Temperature



■ Spectral Distribution

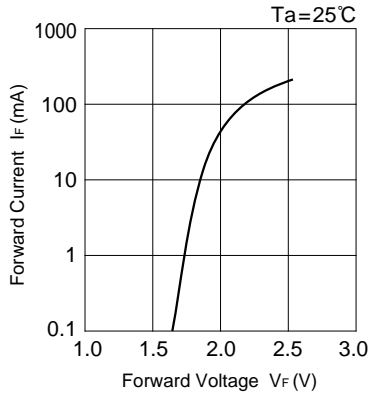




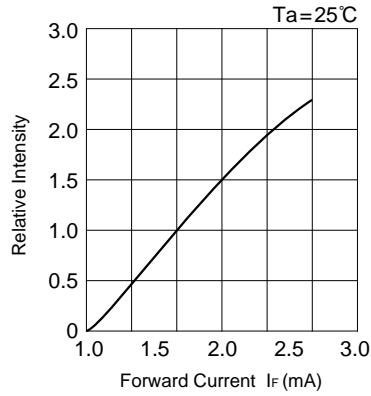
HI-SUPER BRIGHT LED

EFA / FA 5365S

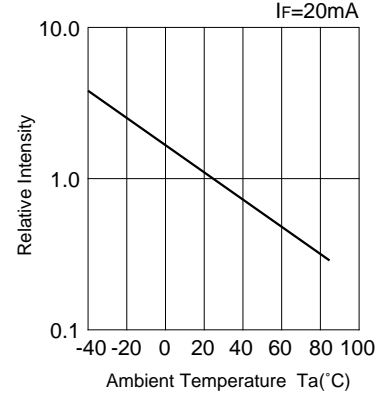
■ Forward Voltage vs. Forward Current



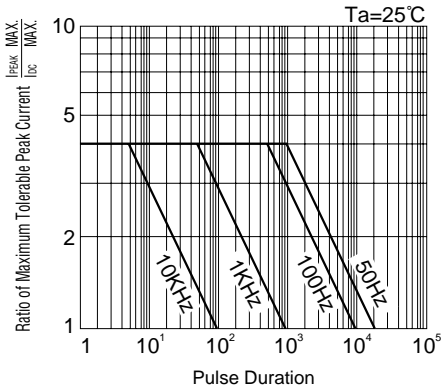
■ Forward Current vs. Relative Intensity



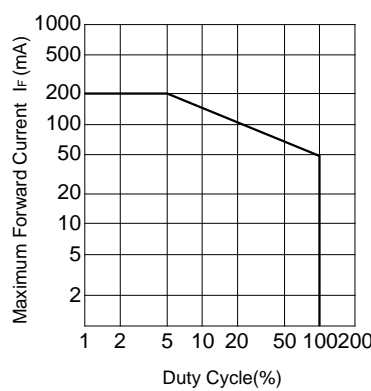
■ Ambient Temperature vs. Intensity



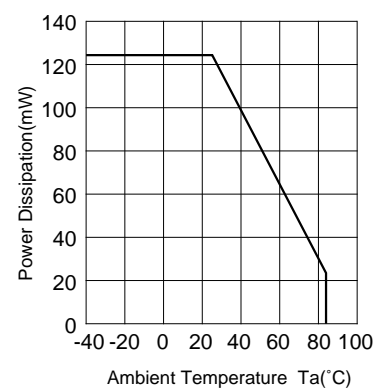
■ Pulse Duration vs. Maximum Tolerable Peak Current



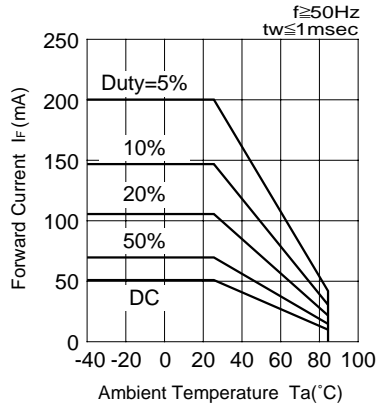
■ Duty Cycle vs. Maximum Forward Current



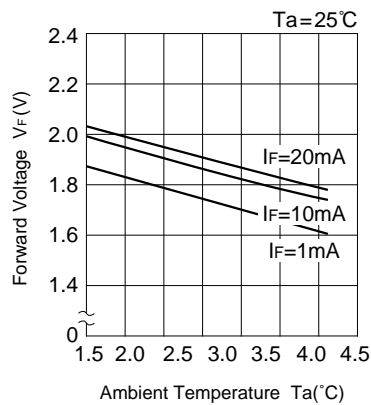
■ Power Dissipation vs. Ambient Temperature



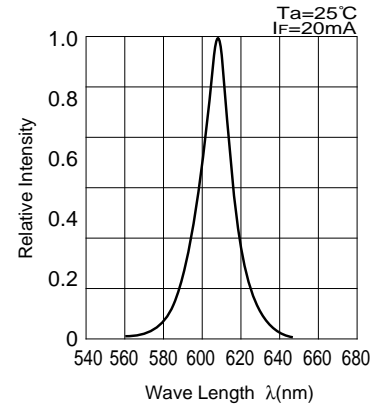
■ Ambient Temperature vs. Maximum Forward Current



■ Forward Voltage vs. Ambient Temperature



■ Spectral Distribution

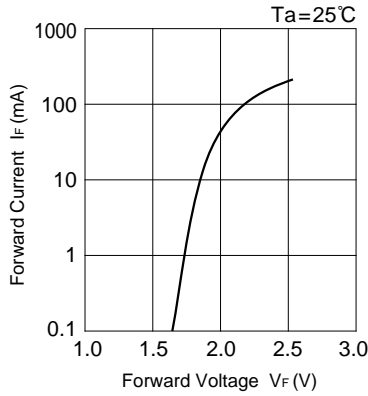




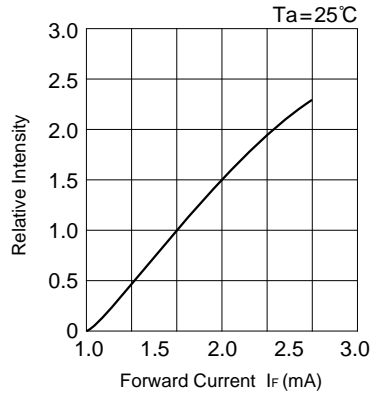
HI-SUPER BRIGHT LED

EFR / FR 5365S

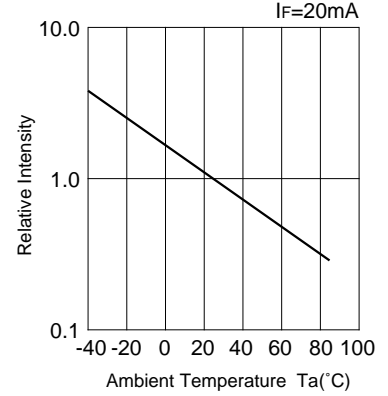
■ Forward Voltage vs. Forward Current



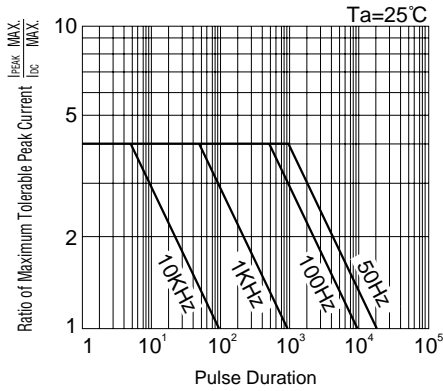
■ Forward Current vs. Relative Intensity



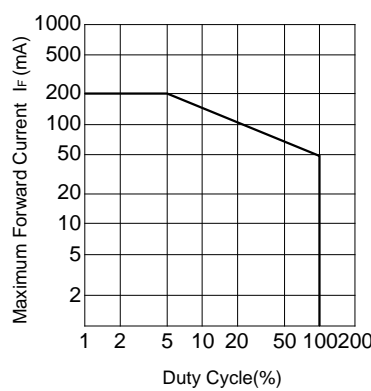
■ Ambient Temperature vs. Intensity



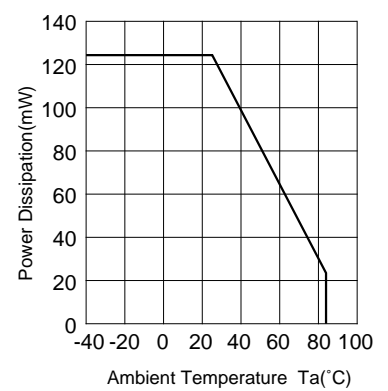
■ Pulse Duration vs. Maximum Tolerable Peak Current



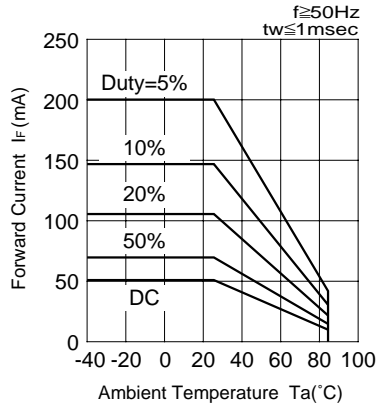
■ Duty Cycle vs. Maximum Forward Current



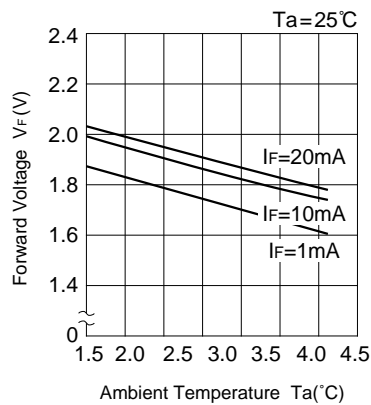
■ Power Dissipation vs. Ambient Temperature



■ Ambient Temperature vs. Maximum Forward Current



■ Forward Voltage vs. Ambient Temperature



■ Spectral Distribution

