


Description

- Four sizes of through-hole off-line common mode inductors
- Inductance range from 0.53 - 66 mH
- Current range up to 6.5 Amps
- Noise attenuation up to 68 dB
- Frequency range up to 6 MHz
- Meets UL94V-0 flammability standard
- Ferrite core material



Applications

- Protects AC input from effects of switching regulators
- Off-line power supplies
- EMI filters
- DC-DC converters
- Computer, TV, VCR, audio and office equipment

Environmental Data

- Storage temperature range: -40°C to +125°C
- Operating ambient temperature range: -40°C to +85°C range is application specific. The internal "hot-spot" temperature defines the maximum allowable currents, which are limited to 130°C, including ambient.

Packaging

- Supplied in bulk packaging

Part Number	OCL (mH) min (1-2)	OCL (mH) min (4-3)	I rms. Amperes max	DCR (Ω) typ @ 20°C (1-2)	DCR (Ω) typ @ 20°C (4-3)
CMT1-1-R	66.0	66.0	0.74	1.20	1.20
CMT1-2-R	49.0	49.0	0.88	0.85	0.85
CMT1-3-R	28.0	28.0	1.13	0.50	0.50
CMT1-4-R	21	21	1.37	0.35	0.35
CMT1-5-R	13	13	1.76	0.20	0.20
CMT1-6-R	7.50	7.50	2.27	0.13	0.13
CMT1-7-R	4.20	4.20	2.89	0.08	0.08
CMT1-8-R	2.40	2.40	3.85	0.045	0.045
CMT1-9-R	1.85	1.85	4.53	0.033	0.033
CMT1-10-R	0.94	0.94	6.05	0.018	0.018
CMT2-1-R	30	30	1.50	0.350	0.350
CMT2-2-R	20	20	1.95	0.220	0.220
CMT2-3-R	12	12	2.45	0.135	0.135
CMT2-4-R	8.0	8.0	2.80	0.100	0.100
CMT2-5-R	6.0	6.0	3.40	0.070	0.070
CMT2-6-R	4.8	4.8	3.95	0.053	0.053
CMT2-7-R	3.2	3.2	4.40	0.042	0.042
CMT2-8-R	2.4	2.4	4.75	0.037	0.037
CMT2-9-R	2.0	2.0	5.45	0.028	0.028
CMT2-10-R	1.6	1.6	5.75	0.026	0.026
CMT3-1-R	5.4	5.4	2.0	0.12	0.12
CMT3-2-R	3.5	3.5	2.6	0.08	0.08
CMT3-3-R	2.7	2.7	3.0	0.055	0.055
CMT3-4-R	1.3	1.3	4.0	0.032	0.032
CMT3-5-R	0.92	0.92	5.0	0.021	0.021
CMT3-6-R	0.53	0.53	6.5	0.013	0.013
CMT4-1-R	5.4	5.4	2.0	0.12	0.12
CMT4-2-R	3.5	3.5	2.6	0.08	0.08
CMT4-3-R	2.7	2.7	3.0	0.055	0.055
CMT4-4-R	1.3	1.3	4.0	0.032	0.032
CMT4-5-R	0.92	0.92	5.0	0.021	0.021
CMT4-6-R	0.53	0.53	6.5	0.013	0.013

Definitions:

OCL = Open Circuit Inductance

DCR = Direct Current Resistance

I_{rms} = rms current for 40°C max temperature rise at worst case ambient temperature of 85°C

Electrical Characteristics:

OCL (1-2) 0.10V_{rms}, 10kHz, 0.0Adc: (See Chart)

OCL (4-3) 0.10V_{rms}, 10kHz, 0.0Adc: (See Chart)

DCR (1-2) typ @ 20°C: (See Chart)

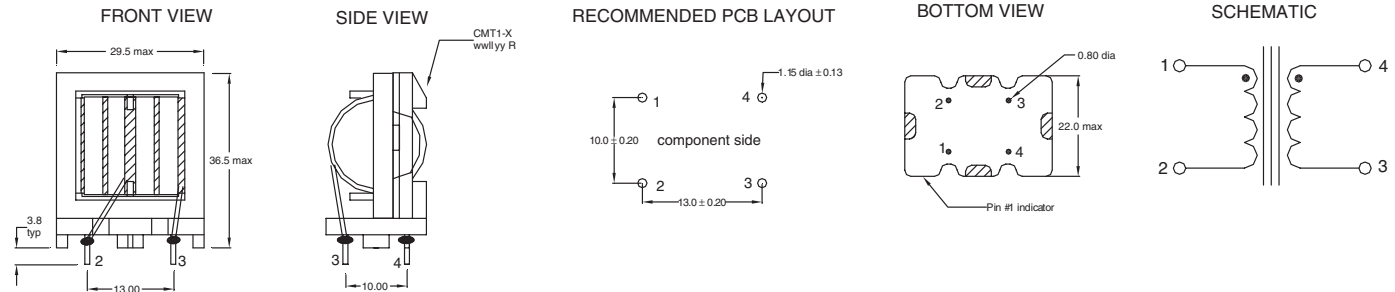
DCR (4-3) typ @ 20°C: (See Chart)

Hipot rating: winding to winding: 2400 Vac for 1 second.


Turns Ratio: (1-2):(4-3) 1:1

Mechanical Diagrams

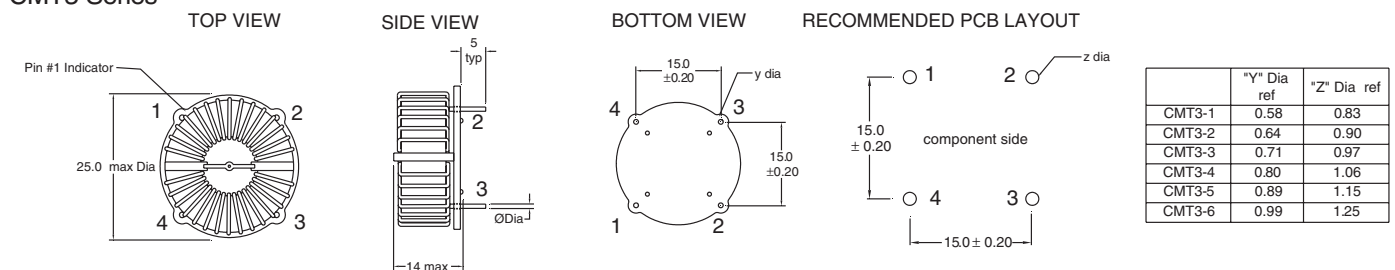
CMT1 Series



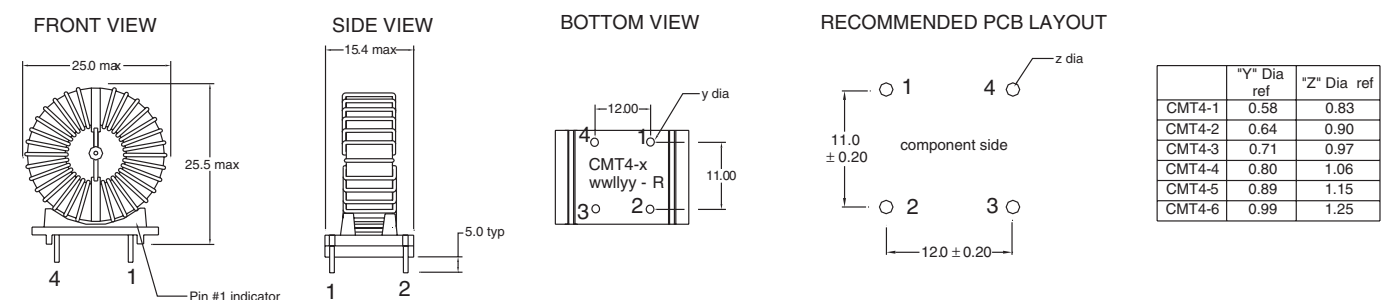
CMT2 Series



CMT3 Series

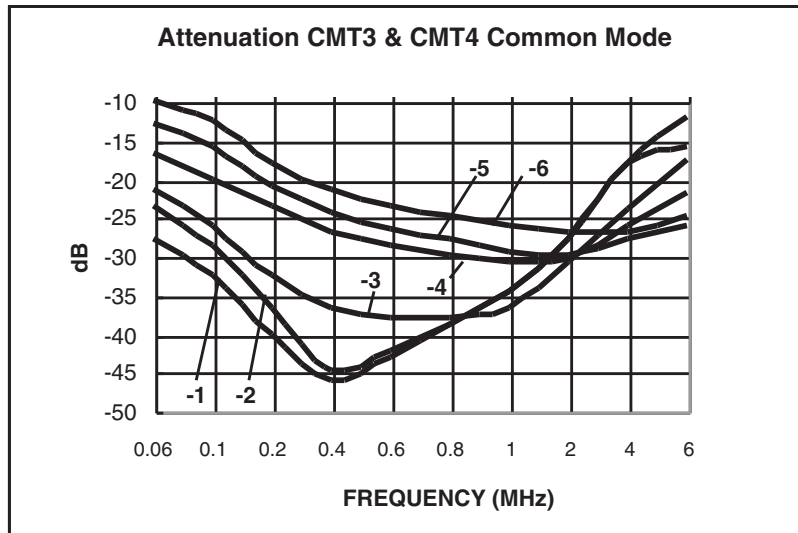
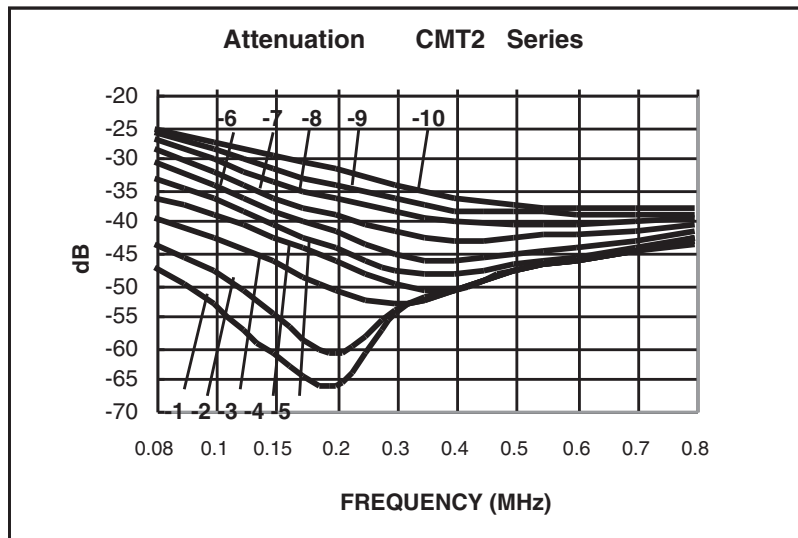
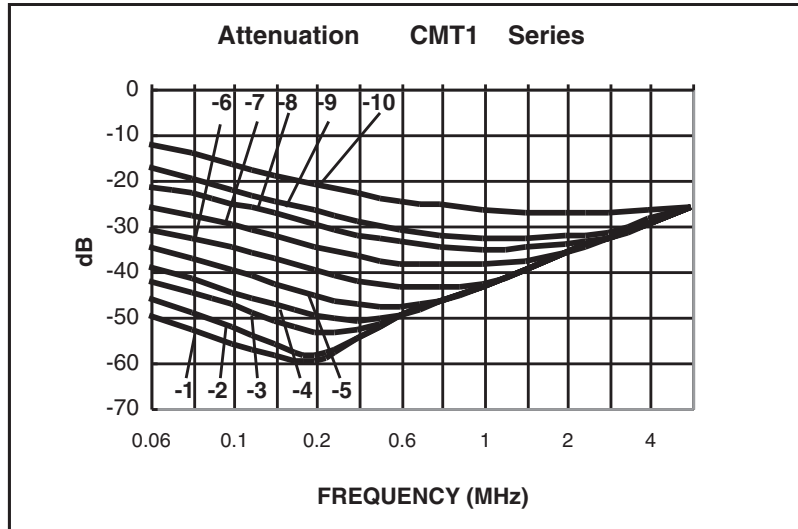


CMT4 Series



(1) All Dimensions are in millimeters unless otherwise specified
 (2) Tolerances are +/- 0.20mm unless stated otherwise.
 (3) wwlyy = (Date Code) R = (Revision Level)
 Schematic is the same for all the series

Attenuation Curves



Impedance Curves

