

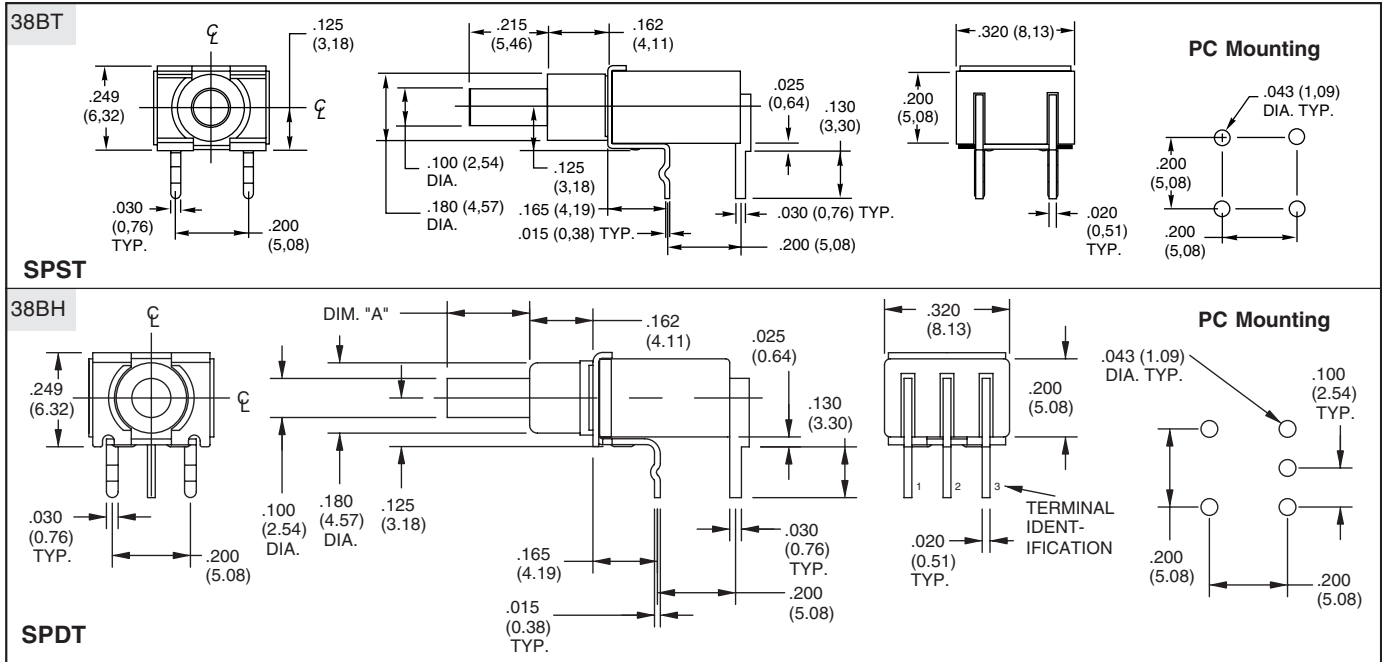
## SERIES 38BT and 38BH Sub-Miniature Horizontal PC Mount

### FEATURES

- Drop-In Replacement for Industry Standard
- Sealed Plunger Option
- Printed Circuit Board Mount
- SPST and SPDT, Momentary Contact



### DIMENSIONS In inches (and millimeters)



### SPECIFICATIONS

#### Rating Criteria

**Operating Life:** 80,000 make-and-break cycles at full load

#### Contact Rating (resistive load):

**Gold Contacts:** 0.4 VA maximum at 20 Vac or Vdc maximum

**Silver Contacts:** 1.0 Amp maximum at 120 Vac or 28 Vdc

**Contact Resistance:** Below 20 milliohms typical initial at 2-4 Vdc, 100 mA

**Insulation Resistance:** 1000 megaohms minimum

**Voltage Breakdown:** 1000 Vrms minimum at sea level

**Operating Temperature:** -30°C. to +85°C.

**Solderability:** Per MIL-STD-202F, Method 208D, or EIA RS-186E Method 9 (1 hour steam aging)

#### Materials and Finishes

**Base and Cover:** Thermoplastic (UL 94V-0)

**Plunger:** Thermoplastic (UL 94V-0), (S versions include an internal o-ring seal)

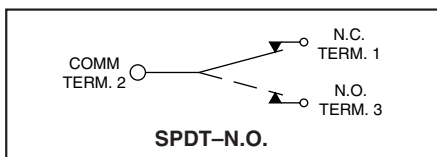
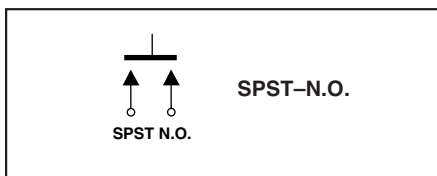
**Terminals:** Copper alloy, gold or silver plate (as specified) over nickel plate

**Spring:** Plated Music Wire

**Contact System:** Copper alloy, gold or silver plate (as specified) over nickel plate

**Switch Support:** Brass, tin-plated

### CIRCUITRY



### ORDERING INFORMATION

**38BX-4-H-3-N**

**Series:** 38BT = SPST, Momentary, Thru Hole  
38BH = SPDT, Momentary, Thru Hole

**Dimension A:** 0 = 0.020" 4 = 0.215"

**Seal:** S = O-Ring Seal, N = No Seal

**Contact Material:** 1 = Solder Dip over Gold  
2 = Solder Dip over Silver  
3 = Gold - RoHS Compliant  
4 = Silver - RoHS Compliant

**Orientation:** H = Horizontal to PCB

Available from your local Grayhill Distributor For prices and discounts, contact a local Sales Office, an authorized local distributor, or Grayhill.