



RESISTANCE WELD SMD CRYSTAL MODEL: HC49SD SERIES

FEATURES

- Low Cost
- Stock Standard
- Fundamental to 50 MHz (BT Cut)
- Tape and Reel (1,000 pcs. STD)

OPTIONS

- Tolerances to < 10 PPM
- Stabilities to < 5 PPM
- Temperatures to -40°C ~ +85°C
- 4 Pad HC49SPX (Alternate to FPX)
- 3.2mm Height Max (HC49SSD)

DISCONTINUED

Quote it!



• PART NUMBER SELECTION Learn More - Internet Required

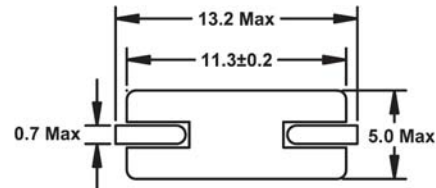
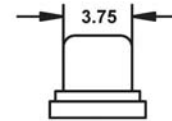
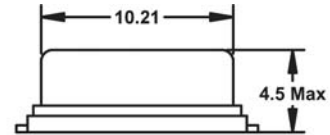
PARAMETERS	MAX (unless otherwise noted)
Frequency Range	3.200 ~ 70.000 MHz
Frequency Tolerance @ 25°C	±50 PPM ^{1,2}
Frequency Stability, ref @ 25°C Over Operating Temp Range	±50 PPM ¹
Temperature Range	
Operating (TOPR)	-10°C ~ +70°C ¹
Storage (TSTG)	-40°C ~ +85°C
Shunt Capacitance (Co)	7 pF
Load Capacitance (CL)	10 pF ~ Series (Customer Specified)
Drive Level	0.5 mW
Aging per year	±5 PPM

¹ Other tolerances, stabilities & operating temperature ranges available. Consult Fox Customer Service for specific requirements.

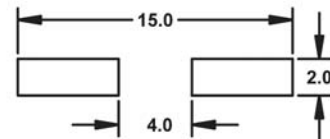
² Crystal has a ±30ppm tolerance specification for all standard part numbers. These part numbers are listed in the Fox catalog on the Standard Crystal table.

All specifications subject to change without notice. Rev. 3/9/05

Learn more about:
Part Marking Identification
Tape and Reel Specification
Internet required



Recommended HC49SD Solder Pad Layout



All dimensions are in millimeters.

Frequency Range (MHz)	Operating Mode	Max ESR Ω
3.200 ~ 3.500	Fundamental	300
3.500+ ~ 4.000	Fundamental	200
4.000+ ~ 5.000	Fundamental	150
5.000+ ~ 6.000	Fundamental	120
6.000+ ~ 7.000	Fundamental	100
7.000+ ~ 9.000	Fundamental	80
9.000+ ~ 13.000	Fundamental	60
13.000+ ~ 20.000	Fundamental	40
20.000+ ~ 50.000	Fundamental	30
27.000 ~ 70.000	3rd OT	100