

SPECIAL TYPES

For ATO® Fuses In-Line Type

SPECIFICATIONS:

Electrical: Intended for use with 32 volts Autofuse® fuses rated to 20 or 30 amperes depending on wire size and terminal combinations.

Mounting: Capable of snap-mounting to panel from rear. Fuseholders interlock for multiple mounting.

Molded Parts: Black Thermoplastic (UL 94V2).

Terminals: Brass. Tin-plated. Snap-lock into body.

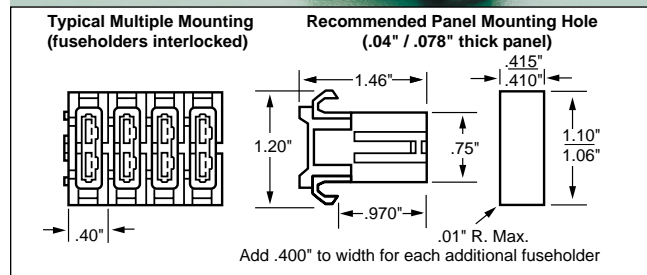
Ambient Temperature: -40°C to +85°C.

Wire: Stranded with PVC insulation, black #14 AWG for **155 300 Series** and orange #10 AWG for **155 400 Series**.

PATENTED

ORDERING INFORMATION:

Unassembled	Catalog Number		Fuse Amperage Rating	
	Assembled with 8" Wire Loop, No Fuse	Assembled with 8" Wire Loop and Fuse		
155 320U (Terminals designed for #14 AWG stranded wire and marked "14").	155 300	155 303A	3	
	#14 wire/ terminals rated to 20A).	155 304A	155 304A	4
		155 305A	155 305A	5
		155 37.5A	155 37.5A	7.5
		155 310A	155 310A	10
		155 315A	155 315A	15
155 430U (Terminals designed for #10 AWG stranded wire and marked "10").	155 320A	155 320A	20	
	155 400 (#10 wire/ terminals rated to 30A).	155 425A	155 425A	25
		155 430A	155 430A	30



For ATO® Fuses P.C. Board Mount Type

SPECIFICATIONS:

Electrical: Intended for use with 32 volts ATO® fuses rated to 15 amperes.

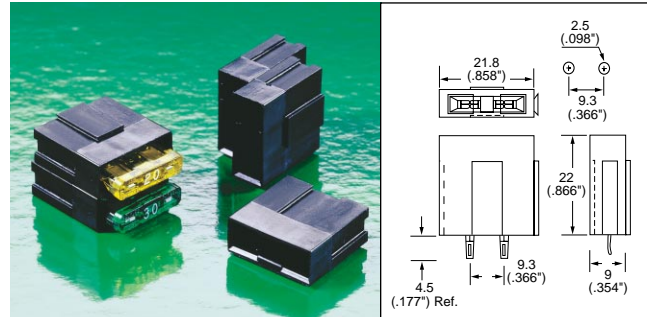
Molded Parts: Black Thermoplastic

Terminals: Copper Alloy, Tin Plated

Ambient Temperature: -40°C to +85°C.

ORDERING INFORMATION:

Catalog Number: 04450715



For MINI® Fuses In-Line Type — Easy Crimp Fuseholder

SPECIFICATIONS:

Terminals: Copper Alloy/Tin plated.

Body: Black Thermoplastic.

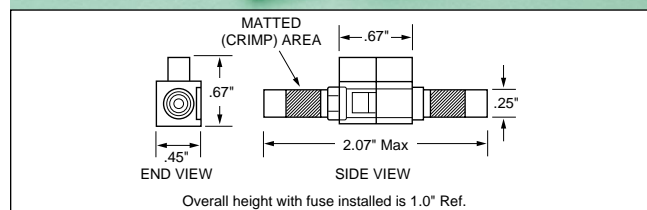
Operating Temperature: -40°C to +105°C.

Use standard crimping tool and crimp the matted area to secure wire. (Possible crimp tool - Ideal #30-428 [Toothed Die slot] or equivalent).

ORDERING INFORMATION:

Catalog Number	Description
153 002	20A Max. Rating — Terminals will accept #16–22 AWG (1.0-.33 mm ²) stranded wire (use appropriate wire size based on fuse usage). For example — Use #16 AWG wire for 20A fuse.
153 003	30A Max. Rating — Terminals will accept #10–14 AWG (5.0-2.0 mm ²) stranded wire (use appropriate wire size based on fuse usage). For example — Use #10 AWG wire for 30A fuse.

Tool For Fuse Removal or Replacement; Part No. 097024.



SPECIAL TYPES

For MINI® Fuses P.C. Board Mount Type



The MINI® Fuse P.C. board fuseholders bring the reliability and availability of the plug-in 32V MINI® Fuse to the circuit board. Vertical and horizontal mounting of units is offered to meet a variety of requirements in which circuit protection is desired for a low DC voltage P.C. board application. The fuseholder body has “stand-offs” to accommodate board washing and incorporates a unique “board lock” anchor to maintain a firm mechanical bond to the PCB during fuse insertion and removal.

APPROVALS: Recognized under the Components Program of Underwriters Laboratories for 15 amperes and Certified by CSA for 10 amperes.

SPECIFICATIONS:

Electrical: Rated 32 VDC.


Mounting: Three fuseholders can be mounted side by side (stacked) and operated at rated current. Contact factory for applications involving more than three stacked fuseholders.

Molded Parts: Black Thermoplastic body (UL 94V0).

Terminals: Copper Alloy. Tin Plated.

Ambient Temperature: -40°C to +85°C.

Compatibility: Standard .062" PCB thickness.



ORDERING INFORMATION:

Catalog Number	Description
153 007	Horizontal Mount P.C.B. Holder
153 008	Single or Stackable (End Unit) Vertical Mount P.C.B. Holder
153 009	Stackable Vertical Mount P.C.B. Holder

Tool For Fuse Removal or Replacement; Part No. 097024.

