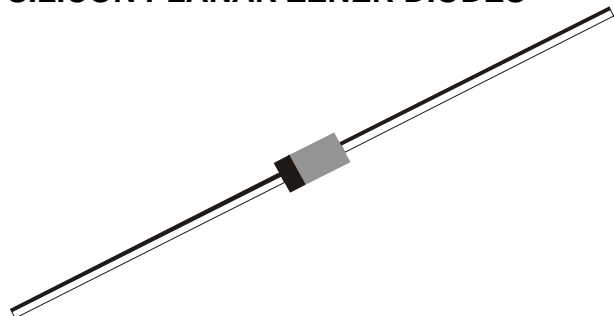


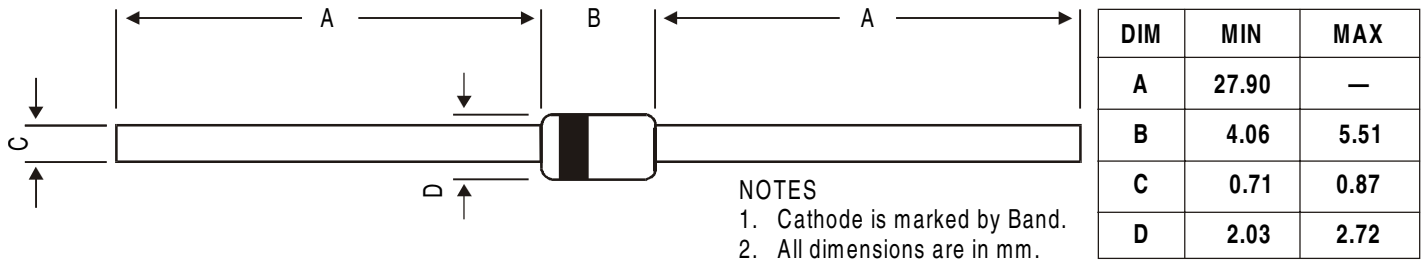
SILICON PLANAR ZENER DIODES
**1CZ 4.7 to 47V
D0 - 41 1.0W**

Silicon Zener Diode-1Watt in D0-41 Package ICZ Series For Entertainment Application.
ABSOLUTE MAXIMUM RATINGS

DESCRIPTION	SYMBOL	VALUE	UNIT
Power Dissipation @ Ta=25	PD	1.0	W
Operating & Storage Junction Temperature Range	Tj, Tstg	-60 to +200	deg C

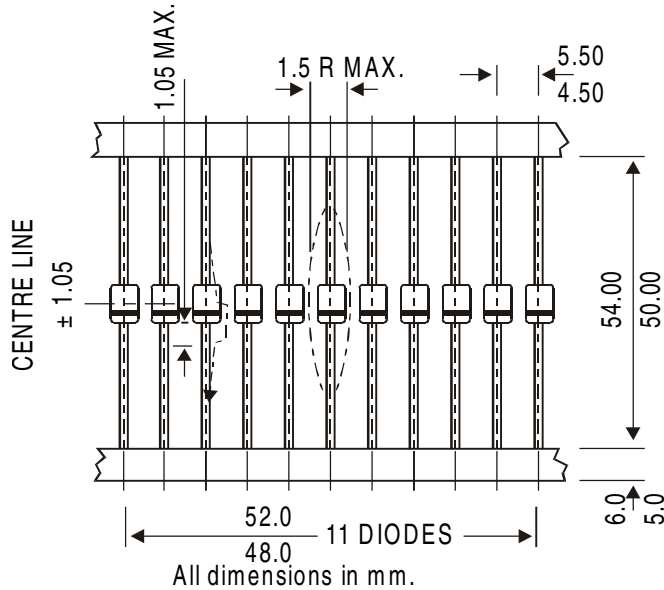
ELECTRICAL CHARACTERISTICS (Ta=25 deg C Unless otherwise Specified ,

Device #	VZT @ IZT	RZT @ IZT (max)	IZT	IR @ VR	VR	Typ Temp Coeff of Zener Voltage *vz (%/ deg C)
	(V)	(Ohms)	(mA)	(uA)	(V)	
1CZ 4.7	4.4 - 5.0	32	20	12	1.0	- 0.02
1CZ 5.1	4.8 - 5.4	20	20	10	1.0	- 0.01
1CZ 5.6	5.2 - 6.0	15	20	10	2.0	+ 0.008
1CZ 6.2	5.8 - 6.6	10	20	10	3.0	+ 0.025
1CZ 6.8	6.4 - 7.2	8.0	20	10	4.0	+ 0.035
1CZ 7.5	7.0 - 7.9	8.0	10	10	5.0	+ 0.045
1CZ 8.2	7.7 - 8.7	8.0	10	10	6.0	+ 0.055
1CZ 9.1	8.5 - 9.6	10	10	10	7.0	+ 0.06
1CZ 10	9.4 - 10.6	15	10	10	8.0	+ 0.08
1CZ 11	10.4 - 11.6	20	10	10	8.5	+ 0.065
1CZ 12	11.4 - 12.7	20	10	10	9.0	+ 0.07
1CZ 13	12.4 - 14.1	25	5.0	10	10.0	+ 0.075
1CZ 15	13.8 - 15.6	30	5.0	10	11.0	+ 0.08
1CZ 16	15.3 - 17.1	40	5.0	10	12.0	+ 0.085
1CZ 18	16.8 - 19.1	50	5.0	10	13.5	+ 0.09
1CZ 20	18.8 - 21.2	55	5.0	10	15.0	+ 0.1
1CZ 22	20.8 - 23.3	58	5.0	10	16.0	-
1CZ 24	22.8 - 25.6	80	5.0	10	18.0	-
1CZ 27	25.1 - 28.9	80	5.0	10	20.0	-
1CZ 30	28.0 - 32.0	100	5.0	10	22.0	-
1CZ 33	31.0 - 35.0	100	5.0	10	24.0	-
1CZ 36	34.0 - 38.0	150	5.0	10	27.0	-
1CZ 39	37.0 - 41.0	200	5.0	10	30.0	-
1CZ 43	40.0 - 46.0	250	5.0	10	33.0	-
1CZ 47	44.0 - 50.0	300	5.0	10	36.0	-

DO-41 Glass Axial Package

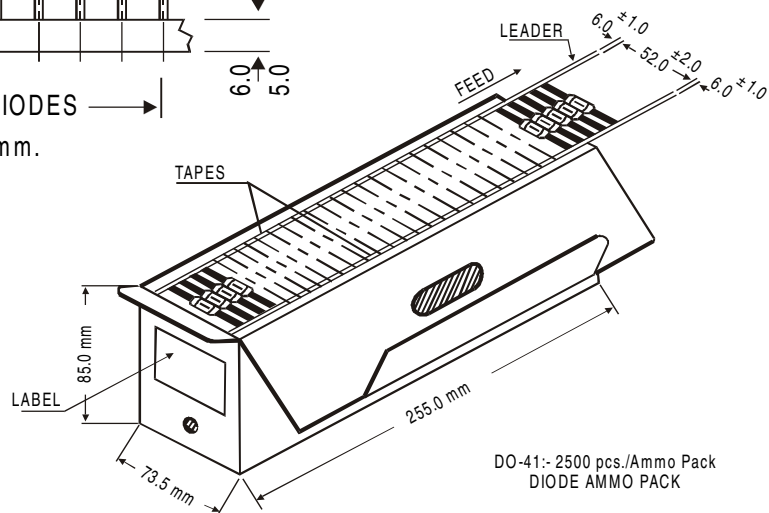


DO-41, 52mm Taping Specification



52 mm Taping Specification

1. T & A indicates Axil Tape & Ammo packing (52 mm Tape Spacing).
2. 300 mm (min) leader tape on every spool.
3. No. of empty places allowed 0.25% without consecutive empty places.
4. Ends of leads shall preferably not protrude beyond the tapes.
5. Components shall be held sufficiently in the tape or tapes so that they can not come free in normal handling.



On request also available in 26 mm Tape and Ammo Pack

Packing Detail

PACKAGE	STANDARD PACK		INNER CARTON BOX		OUTER CARTON BOX		
	Details	Net Weight/Qty	Size	Qty	Size	Qty	Gr Wt
DO-41 T&A	2.5K/ammo box	1.04 kg/2.5K pcs	10" x 3.5" x 3.5"	2.5K	12.7" x 12.7" x 20"	62.5K	30 kgs

Notes

Disclaimer

The product information and the selection guides facilitate selection of the CDIL's Discrete Semiconductor Device(s) best suited for application in your product(s) as per your requirement. It is recommended that you completely review our Data Sheet(s) so as to confirm that the Device(s) meet functionality parameters for your application. The information furnished on the CDIL Web Site/CD is believed to be accurate and reliable. CDIL however, does not assume responsibility for inaccuracies or incomplete information. Furthermore, CDIL does not assume liability whatsoever, arising out of the application or use of any CDIL product; neither does it convey any license under its patent rights nor rights of others. These products are not designed for use in life saving/support appliances or systems. CDIL customers selling these products (either as individual Discrete Semiconductor Devices or incorporated in their end products), in any life saving/support appliances or systems or applications do so at their own risk and CDIL will not be responsible for any damages resulting from such sale(s).

CDIL strives for continuous improvement and reserves the right to change the specifications of its products without prior notice.



CDIL is a registered Trademark of

Continental Device India Limited

C-120 Naraina Industrial Area, New Delhi 110 028, India.

Telephone + 91-11-579 6150 Fax + 91-11-579 9569, 579 5290

e-mail sales@cdil.com www.cdil.com