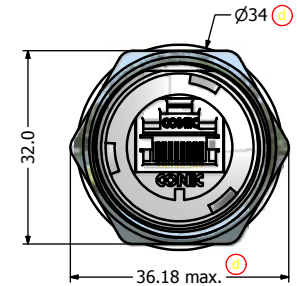
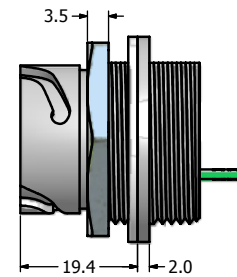
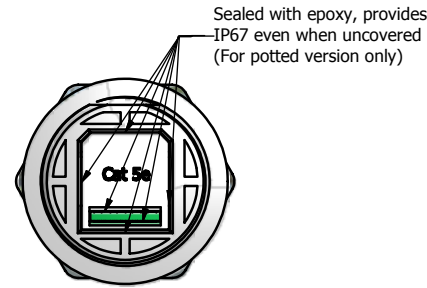
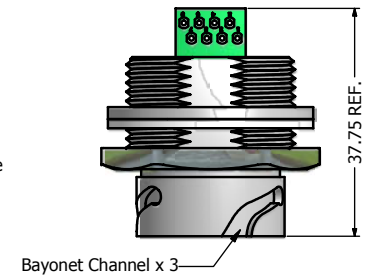


Shielded Cat. 5e RJ45 PCB Jack accepts both Solid and Stranded AWG 24 to 26 Wires



**Notes:**

- Electrical Specifications:
  - Meets EIA/TIA-568-B.2 Cat.5e Specification
  - Contact Resistance: 20mOhm max.
  - Insulation Resistance: 500MOhm min. @ 100 VDC
  - Current Rating: 1.2A max. at 25°C
  - Working Voltage: 100 VDC
  - DWV: 1000 VDC/60s Contact to Contact, 1500 VDC/60s Contact to Metal Shell
  - Operating Temperature: -40°C to +85°C
- Material and Finish:
  - Receptacle Housing: Polyester (Black) or Metallized ABS (Nickel Plated); UL94 V-0
  - Cover Coupling Ring: Polyester (Black) or Metallized ABS (Nickel Plated); UL94 V-0
  - Panel Nut: Brass, Finish: Nickel Plated
  - Panel Gasket: Silicone, Color: White
  - Cover Gasket: Silicone, Color: Red
  - Tether: Polycarbonate, Color: Black
  - RJ45 Jack Metal Shell: Copper Alloy, Nickel Plated
  - RJ45 Jack Plastic Housing: Glass filled PBT UL94 V-0, Color: Black
  - RJ45 Jack Contacts: Phosphor Bronze, Finish: 50u" Gold min. over Nickel
- Connector can be front or rear mounted to a maximum panel thickness of 3.2mm.
- RoHS compliant

Directive 2002/95/EC  
"RoHS"  
Compliant

Description	Part Number
Plastic version with Shielded RJ45 PCB Jack with Cover	17-10023
Metallized Plastic Version with Shielded RJ45 PCB Jack with Cover	17-10024
Potted Plastic version with Shielded RJ45 PCB Jack with Cover	17-10039
Potted Metallized Plastic Version with Shielded RJ45 PCB Jack with Cover	17-10040

THIS DRAWING MAY NOT BE COPIED, OR REPRODUCED IN ANY WAY AND MAY NOT BE PASSED ON TO A THIRD PARTY WITHOUT WRITTEN PERMISSION. OWNERSHIP AND COPYRIGHT OF CONEC CORPORATION.	Customer:		Tolerance Unless otherwise specified		Scale: 1:2:1	Dim. in mm	
	Name	Title	Approval Date	0 PLC ±0.50 1 PLC ±0.38 2 PLC ±0.25 3 PLC ±0.10 ANGLES ±3			
	Autodesk Inventor		2007	Date	Name	Material: See Notes	
	d	Apr/29/09	Vincent Ke	Draw.	Oct 25	Vincent Ke	File: <b>Receptacle &amp; Cover Assembly Kit</b> Industrial Ethernet Connector (IP67) with Cat. 5e RJ45 PCB Jack
c	Apr/17/09	Vincent Ke	Appd.	Oct 25	J. Chaudry		
b	Jan/28/08	Vincent Ke	D-old		Drawing No.: 39K1A335	DIN A3	
a	origin				Part No.: SEE P/N ABOVE	Sheet 1/1	
Rev.	Changes	Date	Name				