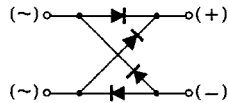


2(B, G, J)4B41

○ SINGLE PHASE BRIDGE RECTIFIER APPLICATIONS.

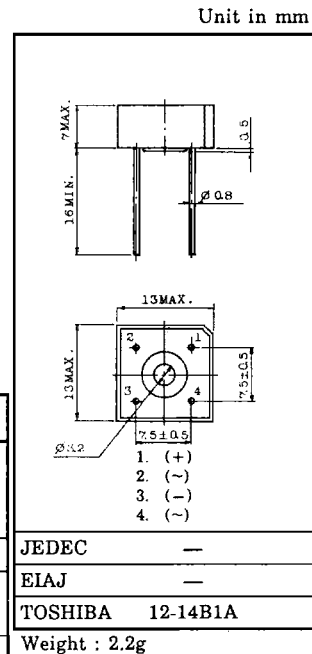
- Average Output Rectified Current : $I_O = 2.0A$
- Repetitive Peak Reverse Voltage : $V_{RRM} = 100 \sim 600V$

POLARITY



MAXIMUM RATINGS

CHARACTERISTIC	SYMBOL	RATINGS	UNIT
Repetitive Peak Reverse Voltage	2B4B41	100	V
	2G4B41	400	
	2J4B41	600	
Average Output Rectified Current	I_O	2.0	A
Peak One Cycle Surge Forward Current (Non Repetitive)	I_{FSM}	50 (50Hz)	A
		55 (60Hz)	
Junction Temperature	T_j	-40~150	°C
Storage Temperature Range	T_{stg}	-40~150	°C
Screw Torque	—	0.3	N·m

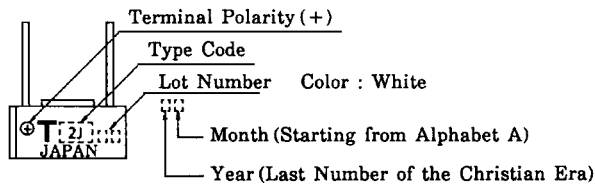


ELECTRICAL CHARACTERISTICS ($T_a = 25^\circ C$)

CHARACTERISTIC	SYMBOL	TEST CONDITION	MIN.	MAX.	UNIT
Peak Forward Voltage	V_{FM}	$I_{FM} = 2A$	—	1.2	V
Repetitive Peak Reverse Current	I_{RRM}	$V_{RRM} = \text{Rated}$	—	10	μA

Note 1 : A value of one cell.

MARK



CODE	TYPE
2B	2B4B41
2G	2G4B41
2J	2J4B41

